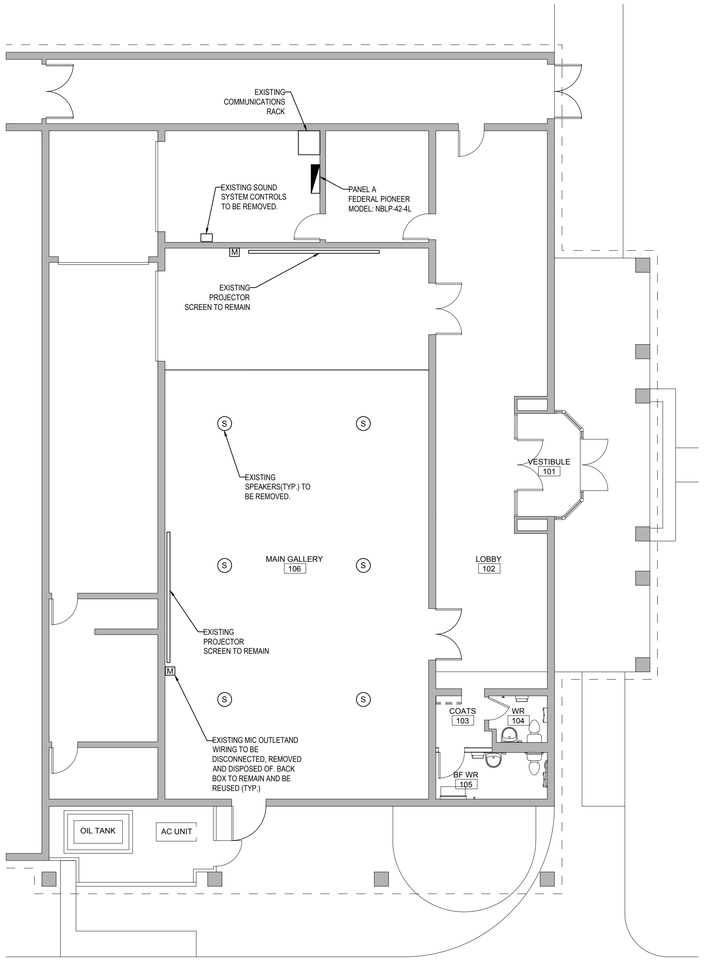

1 E100 DEMOLITION PLAN – POWER AND SYSTEMS
SCALE: 1:100

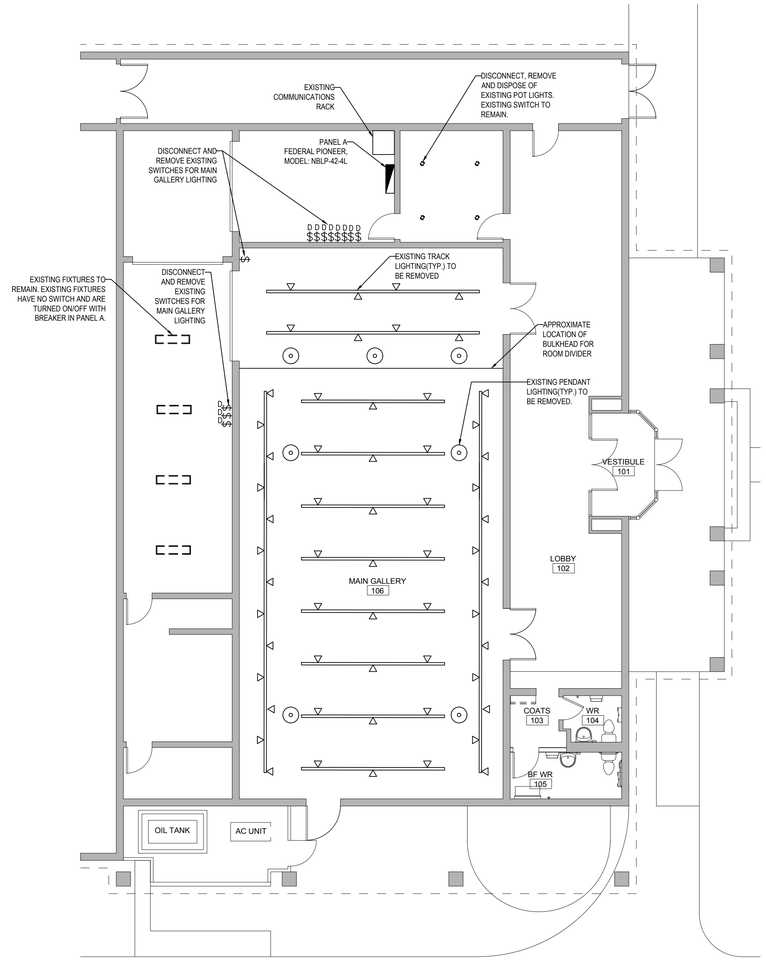

2 E100 DEMOLITION PLAN – LIGHTING
SCALE: 1:100

POWER LEGEND	
SYMBOL	DESCRIPTION
	DUPLEX RECEPTACLE 15A 125V, COMMERCIAL SPECIFICATION GRADE. MOUNTED AT 18" AFF COMPLETE WITH OFFICE WHITE NYLON FACE AND COVERPLATE. HUBBELL #BR150W OR EQUAL BY LEVITON.
P	DUPLEX RECEPTACLE FOR PROJECTOR. SURFACE MOUNTED ON STRUCTURE ABOVE PROJECTOR. 15A, 125V, COMMERCIAL SPECIFICATION GRADE, COMPLETE WITH NYLON FACE AND STAINLESS STEEL COVERPLATE. HUBBELL #BR150 OR EQUAL BY LEVITON. COLOR TO MATCH PAINTED STRUCTURE. CONNECT TO NEAREST TRACK LIGHTING CIRCUIT
	ELECTRICAL PANEL AS NOTED, RECESSED
PB	PUSH BUTTON FOR POWER DOOR OPERATORS, SUPPLIED AND INSTALLED BY THIS CONTRACTOR
DO	POWER DOOR OPERATOR, MODEL: ASSA ABLOY BESAM SW200i. CONNECT TO THE NEAREST RECEPTACLE CIRCUIT; SUPPLY AND INSTALL WIRING TO PUSH BUTTONS.

LIGHTING AND LIGHTING CONTROLS LEGEND	
SYMBOL	DESCRIPTION
$	15A, 120V TOGGLE SWITCH, MOUNTED AT 48" AFF UNLESS NOTED OTHERWISE WHITE IN COLOR C/W WHITE NYLON COVER PLATE. HUBBELL #CSB1150W OR EQUAL BY LEVITON, COPPER.
	TRACK MOUNTED LIGHTING,PROVIDE NUMBER OF TRACK HEADS PER SECTION, AS SHOWN, SEE LIGHT FIXTURE SCHEDULE.
LPP	LIGHTING CONTROLS POWER PACK, ONE PER ZONE, ON ZONE AS NOTED. RELAYS LOOPED TOGETHER WITH CAT 5 BACK TO WALL CONTROLLER. ACUITY CONTROLS NLIGHT NPP16 D.
NP	TOUCH SCREEN WALL CONTROLLER FOR LIGHTING CONTROLS. CONNECT TO EXISTING LIGHTING CIRCUIT. ACUITY CONTROLS NLIGHT NPOD GFX.

AUDIO/VISUAL SYSTEM LEGEND	
SYMBOL	DESCRIPTION
AV	AUDIO VISUAL OULTET TO BE INSTALLED IN PREVIOUS MIC OUTLET LOCATION; C/W TWO(2) RCA. ONE(1)HDMI, ONE(1) KLR AND TWO(2) CAT6. RCA OUTLETS TO CONNECT BACK TO SOUND SYSTEM. HDMI AND ONE CAT6 TO CONNECT TO PROJECTOR. THE OTHER CAT6 IS TO RUN BACK TO EXISTING COMMUNICATIONS RACK.
	CEILING MOUNTED PROJECTOR, 1080P PROJECTION, 3400 LUMENS, 20,000:1 CONTRAST RATIO, 2 HDMI, VGA-IN, COMPOSITE, AUDIO-IN, AUDIO-OUT, USB POWER, RS-232-C. PROJECTION DISTANCE OF 3.9' TO 33.46', IMAGE SIZE OF 27" TO 299". OPTOMA #EH336 C/W REMOTE AND MP-J-1 PROJECTOR MOUNT.
S	PENDANT MOUNTED SPEAKER, BLACK IN COLOR. ALL SPEAKERS LOOPED TOGETHER WITH 2C #16AWG TO VOLUME CONTROLS. TOA #PE-64/304.
V	VOLUME CONTROL FOR SPEAKERS, 100W INPUT CAPACITY. TOA #AT-100

SECURITY LEGEND	
SYMBOL	DESCRIPTION
	SECURITY CAMERA

MISCELLANEOUS LEGEND	
SYMBOL	DESCRIPTION
EX	EXISTING DEVICE TO REMAIN

GENERAL DEMOLITION NOTES
DISCONNECT, REMOVE AND DISPOSE OF ALL ABANDONED WIRING AND CONDUIT.

NOTES:

PROFESSIONAL ENGINEER
25/11/21
Craig MacIntyre
No. 1104
PRINCE EDWARD ISLAND

CONSULTANTS:

REV.	DATE	DESCRIPTION
3	2021-11-25	ISSUED FOR TENDER
2	2021-11-24	ISSUED FOR FINAL REVIEW
1	2021-11-12	ISSUED FOR 99% REVIEW

ENGINEERING
PO Box 594 - Charlottetown - PEI - C1A - 7L1
www.eaeng.ca - craig@eaeng.ca
(902) 394 - 0881

CLIENT:

EPTEK CENTRE

PROJECT NAME:

EPTEK CENTRE
UPGRADES
SUMMERSIDE, PE
DTI PROJECT# 3290-21051

SHEET NAME:

DEMOLITION PLAN - LIGHTING AND ELECTRICAL & LEGEND

DRAWN BY:	JM	SCALE:	AS NOTED
DESIGN BY:	CM	DATE:	2021-11-23
PROJECT: 21-115		SHEET: E100	

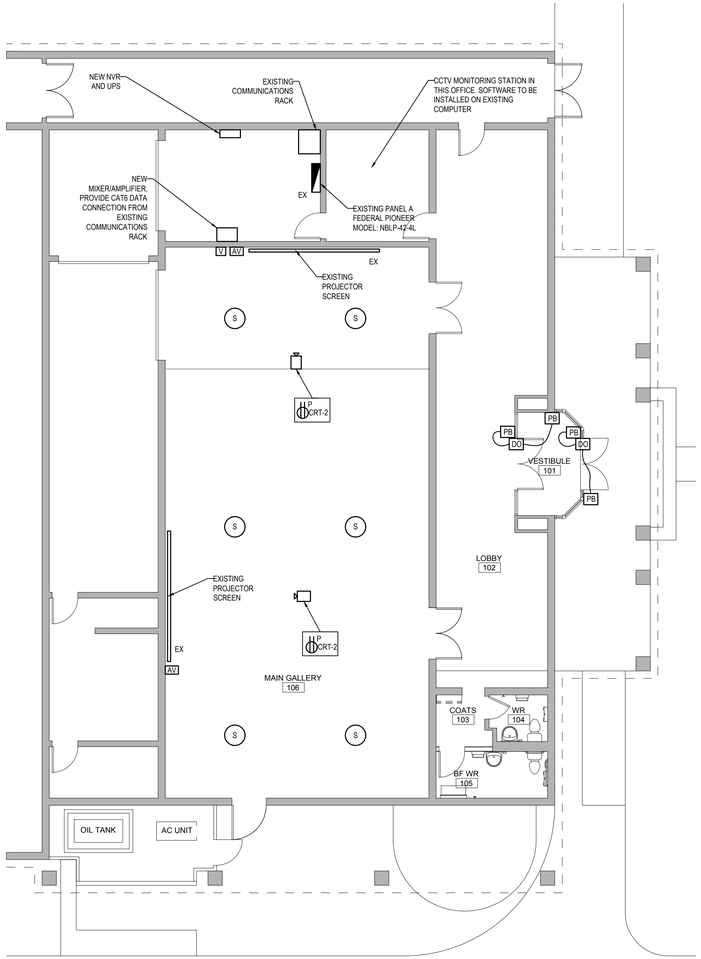

1 E101 POWER AND SYSTEMS PLAN
SCALE: 1:100

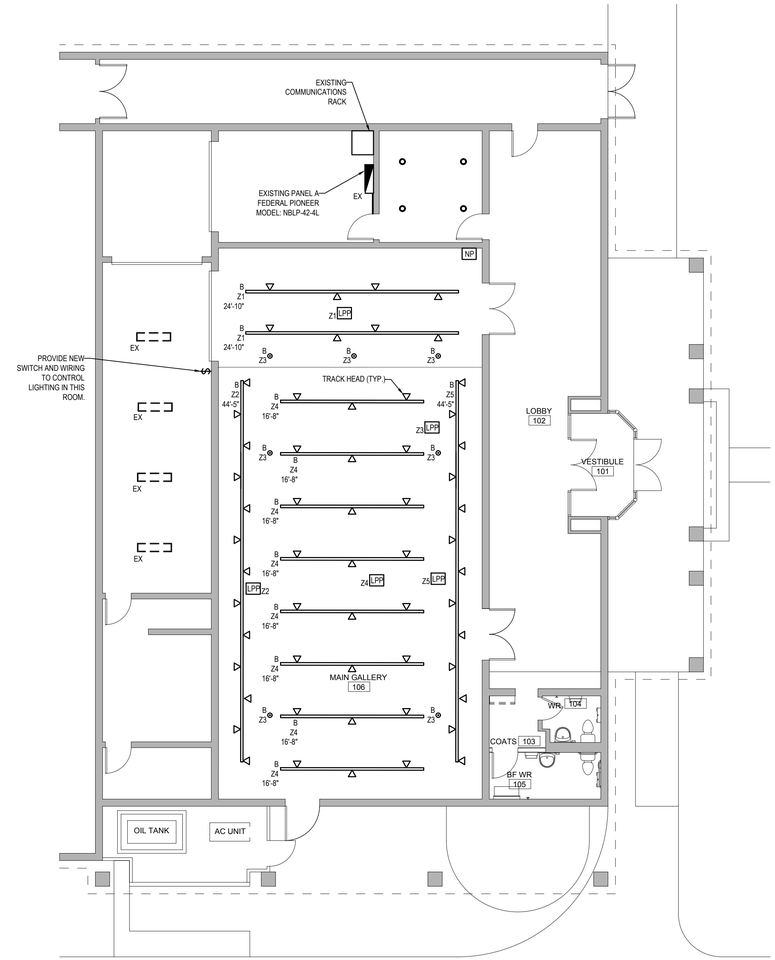

2 E101 LIGHTING PLAN
SCALE: 1:100

LIGHT FIXTURE SCHEDULE

TAG	DESCRIPTION	VOLTS	WATTS	LUMENS	CCT	MANUFACTURER	MODEL #	ACCEPTED ALTERNATIVES
A	6' LED POT LIGHT	120	23	2023	3500K	LITHONIA LIGHTING	LDN6 40/20 L06AR LSS MVOLT GZ10	ACCUITY, CREE, EATON, PHLLIPS
B	LED TRACK FIXTURE, FIELD CUTTABLE AND DRILLABLE, LENGTH AS NOTED, C/W TRACK HEADS	120		3450	3500K	BRUCK	SMT-SO##-2 (TRACK) 350442-40LM-35K-90-4B-10V-BK -SMT (TRACK HEAD)	ACCUITY, CREE, EATON, PHLLIPS
C	6" LED PENDANT FIXTURE	120	45	4000	3500K	LITHONIA LIGHTING	LDN6 40/20 L06AR LSS MVOLT GZ10	ACCUITY, CREE, EATON, PHLLIPS

GENERAL NOTES
ALL NEW WIRING IN MAIN GALLERY TO BE IN CONDUIT. CONDUIT TO BE PAINTED TO MATCH SURFACE.
ALL NEW DATA OUTLETS AND CABLING TO BE INSTALLED TO GOVERNMENT OF PRINCE EDWARD ISLAND STRUCTURED CABLING STANDARDS

LIGHTING NOTES
EXCEPT WHERE NOTED, NEW LIGHTING TO BE INSTALLED IN SAME LOCATIONS AS EXISTING LIGHTING. RECONNECT TO EXISTING CIRCUITS.

NOTES:

PROFESSIONAL ENGINEER
25/11/21
Craig MacIntyre
No. 1104
PRINCE EDWARD ISLAND

CONSULTANTS:

REV.	DATE	DESCRIPTION
3	2021-11-25	ISSUED FOR TENDER
2	2021-11-24	ISSUED FOR FINAL REVIEW
1	2021-11-12	ISSUED FOR 99% REVIEW

ENGINEERING
PO Box 594 - Charlottetown - PEI - C1A - 7L1
www.eaeng.ca - craig@eaeng.ca
(902) 394 - 0881

CLIENT:

EPTEK CENTRE

PROJECT NAME:

EPTEK CENTRE
UPGRADES
SUMMERSIDE, PE
DTI PROJECT# 3290-21051

SHEET NAME:

LIGHTING AND ELECTRICAL PLAN & LIGHT FIXTURE SCHEDULE

DRAWN BY:	JM	SCALE:	AS NOTED
DESIGN BY:	CM	DATE:	2021-11-23
PROJECT: 21-115		SHEET: E101	

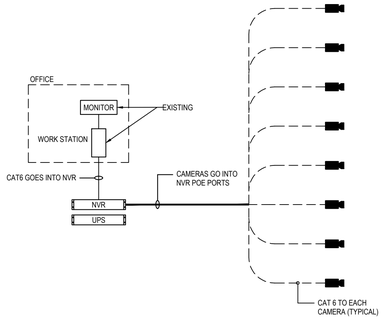

28 32 00 - CCTV SYSTEM

GENERAL

1. ALL NEW EQUIPMENT SHALL BE ULC APPROVED AND INSTALLED TO THE STANDARD FOR THE INSTALLATION OF FIRE ALARM SYSTEMS, ULC-S524.
2. MANUFACTURERS
   2.1. STANDARD OF ACCEPTANCE: HIKVISION

PRODUCTS

1. VMS SOFTWARE
   1.1. REAL TIME LIVE VIEWING.
   1.2. APPLICATION IN LOCAL AREA NETWORK AND WIDE AREA NETWORK.
   1.3. EMBEDDED WEB SERVER SUPPORTING WEB BROWSING FUCNTION.
   1.4. USER PERMISSION MANAGEMENT.
   1.5. CAPABILITY TO DOWNLOAD FILES TO A PC.
   1.6. LOCAL AND REMOTE PLAYBACK.
   1.7. STANDARD OF ACCEPTANCE: HIKVISION IVMS-4200 OR EQUAL
2. NETWORK VIDEO RECORDER
   2.1. RACK MOUNTED 8-CHANNEL NVR.
   2.2. HIKVISION #DS-7608NI-Q2/8P-2TB
3. CAMERA
   3.1. IR DOME NETWORK CAMERA
   3.2. HIKVISION #DS-2CD2123G0-I 4MM
4. UPS
   4.1. 1U RACK MOUNTED
   4.2. 750VA/600WATTS
   4.3. EATON 5P750R

INSTALLATION

1. COMPLY WITH MANUFACTURERS WRITTEN DATA, INCLUDING PRODUCT TECHNICAL BULLETINS, AND ETC.
2. INSTALL ALL CABLES, BOXES, MOUNTING HARDWARE, BRACKETS, CAMERAS, AND SYSTEM COMPONENTS WITH MANUFACTURERS WRITTEN INSTALLATION INSTRUCTIONS.
3. PERFORM VERIFICATION AND TEST IN THE PRESENCE OF THE CONSULTANT.
4. ALLOW FOR CAMERA ADJUSTMENT AFTER INSTALLATION.
5. CLEAN CAMERA HOUSING, SYSTEM COMPONENTS AND LENS.

1 E200 CAMERA RISER
SCALE: N.T.S.

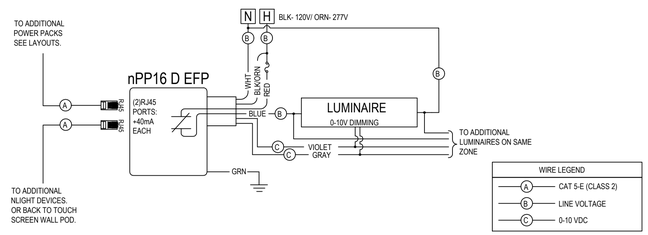

2 E200 LIGHTING CONTROL TYPICAL POWER PACK WIRING DETAIL
SCALE: N.T.S.

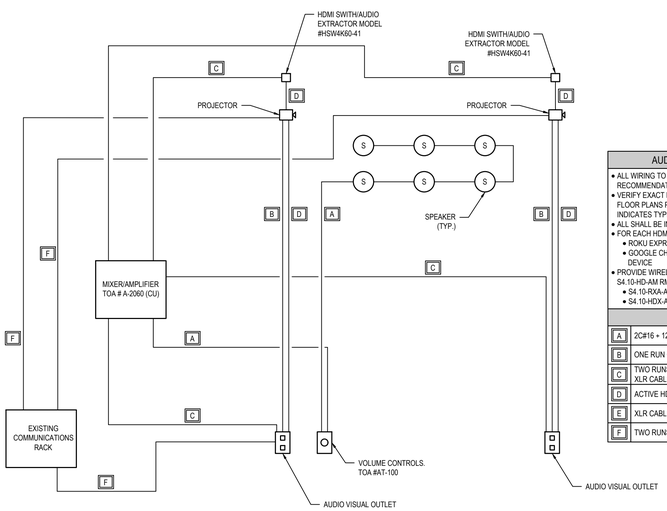

AUDIO/VISUAL SYSTEM NOTES
• ALL WIRING TO BE INSTALLED AS PER MANUFACTURER'S RECOMMENDATIONS.
• VERIFY EXACT LOCATION AND QUANTITY OF DEVICES ON FLOOR PLANS PRIOR TO CLOSE OF TENDER. RISER DIAGRAM INDICATES TYPICAL WIRING ONLY.
• ALL SHALL BE INSTALLED IN A CONDUIT SYSTEM.
• FOR EACH HDMI SWITCH/AUDIO EXTRACTOR PROVIDE:
• ROKU EXPRESS HD STREAMING DEVICE
• GOOGLE CHROMECAST WITH GOOGLE TV STREAMING DEVICE
• PROVIDE WIRELESS MICROPHONE SYSTEM, TRANTEC S4.10-HD-AM RM3QU SERIES OR EQUAL COMPLETE WITH:
• S4.10-RXA-AMRM3QU WIRELESS RECEIVER
• S4.10-HDX-AMWM3QU WIRELESS MICROPHONE

WIRING DIAGRAM	
A	2C#16 + 12B IN 21mmC
B	ONE RUN OF CAT6 IN 21mmC
C	TWO RUNS OF RG6 CABLE IN 35mmC AND ONE RUN OF XLR CABLE IN 41mmC
D	ACTIVE HDMI CABLE IN 41mmC
E	XLR CABLE
F	TWO RUNS OF CAT6 IN 21mmC

3 E200 AUDIO/VISUAL SYSTEM RISER
SCALE: N.T.S.

26 05 00 - COMMON WORK RESULTS ELECTRICAL

EXAMINATION OF SITE AND CONDITIONS
1) EXAMINE THE SITE AND LOCAL CONDITIONS AFFECTING THE WORK WITH ALL TENDER DOCUMENTS, TO ENSURE THE WORK CAN BE SATISFACTORILY PERFORMED AS SHOWN. PRIOR TO COMMENCING WORK, EXAMINE THE WORK OF OTHER DIVISIONS AND REPORT AT ONCE ANY DEFECT OR INTERFERENCE AFFECTING THE WORK OF THIS CONTRACTOR. NO ALLOWANCE WILL BE MADE LATER FOR ANY EXPENSES INCURRED THROUGH FAILURE TO MAKE THIS EXAMINATION OR TO REPORT ANY DISCREPANCIES IN WRITING.
2) THIS CONTRACTOR IS TO ATTEND ALL SITE MEETINGS PRIOR TO CLOSE OF TENDER TO CONFIRM SCOPE OF WORK.

BY-LAW AND REGULATIONS
1) CONFORM WITH LATEST RULES, REGULATIONS AND DEFINITIONS OF THE CANADIAN ELECTRICAL CODE, APPLICABLE MUNICIPAL AND PROVINCIAL CODES AND REGULATIONS AND WITH REQUIREMENTS OF OTHER AUTHORITIES HAVING JURISDICTION IN THE AREA WHERE WORK IS TO BE PERFORMED.
2) STANDARDS ESTABLISHED BY DRAWINGS AND SPECIFICATIONS SHALL NOT BE REDUCED BY ANY CODES REFERRED TO ABOVE AND MINOR CHANGES REQUIRED BY AN AUTHORITY HAVING JURISDICTION SHALL BE PERFORMED WITHOUT CHANGE TO THE CONTRACT AMOUNT.

SAFETY REQUIREMENTS
1) CLEAN SITE AT REGULARLY SCHEDULED TIMES. LEAVE WORK CLEAN BEFORE INSPECTION PROCESS COMMENCES.
2) DO NOT LEAVE THE SITE IN DANGEROUS CONDITIONS, UNDER ANY CIRCUMSTANCES, DURING THE PROGRESS OF WORK.

CO-OPERATION AND RESPONSIBILITY
1) INCLUDE FULL RESPONSIBILITY FOR LAYOUT OF ELECTRICAL WORK, FOR DAMAGE CAUSED TO OTHER DIVISIONS OF WORK BY REASON OF IMPROPER LOCATION OR INSTALLATION OF WORK IN ADVANCE OF CONCRETE POURING OR SIMILAR WORK, FOR CONDITIONS OF ALL MATERIAL AND EQUIPMENT SUPPLIED UNDER THIS DIVISION AND FOR PROTECTION AND MAINTENANCE OF WORK COMPLETED AND ACCEPTED UNTIL TERMINATION OF CONTRACT.
2) CO-OPERATE WITH OTHER DIVISIONS TO ENSURE THAT ITEMS INSTALLED UNDER THIS DIVISION ARE LOCATED IN PROPER RELATION WITH BUILDING CONSTRUCTION, ARCHITECTURAL FINISHES AND WITH OTHER EQUIPMENT OR APPARATUS.

GUARANTEE
1) GUARANTEE MATERIAL AND WORKMANSHIP FOR A PERIOD OF ONE YEAR FROM DATE OF FINAL ACCEPTANCE BY ENGINEER, EXCEPT FOR INCANDESCENT LAMPS WHICH SHALL BE GUARANTEED FOR A PERIOD OF 90 DAYS FROM DATE OF FINAL ACCEPTANCE. ALL DEFECTS SHALL BE CORRECTED AND MADE GOOD DURING THIS PERIOD EXCEPT DEFECTS OCCURRING FROM MISUSE BY OWNER.

PERMITS FEES AND CERTIFICATES
1) FILE CONTRACT DRAWINGS WITH PROPER AUTHORITIES AND OBTAIN APPROVAL OF INSTALLATION AND PERMITS FOR THE WORK. PREPARE AND SUBMIT NECESSARY DETAIL SHOP DRAWINGS AS REQUIRED BY AUTHORITIES.
2) PAY ALL FEES IN CONNECTION WITH EXAMINATION OF DRAWINGS, FOR PERMITS, INSPECTIONS AND FINAL CERTIFICATES OF APPROVAL.
3) SUPPLY NECESSARY CERTIFICATES AS EVIDENCE THAT WORK AS INSTALLED CONFORMS WITH LAWS AND REGULATIONS OF ALL AUTHORITIES HAVING JURISDICTION.

EQUIPMENT SHOP DRAWINGS
1) PREPARE AND SUBMIT A MINIMUM OF SIX SHOP DRAWINGS OF ALL MAJOR ITEMS OF EQUIPMENT PRIOR TO EQUIPMENT FABRICATION, DELIVERY OR INSTALLATION. SHOP DRAWINGS SHALL INDICATE MANUFACTURER, CATALOGUE NUMBER, DIMENSIONS, SPECIAL FEATURES OR FINISHES.
2) SUBMIT SHOP DRAWING WITHIN (7) DAYS OF AWARD OF CONTRACT.
3) THE OWNER RESERVES THE RIGHT TO WAIVE APPROVAL DRAWINGS AND ACCEPT RECORD DRAWINGS, THIS IN NO WAY RELIEVES THE CONTRACTOR FROM SUPPLYING THE SPECIFIC EQUIPMENT.
4) THE CONTRACTOR SHALL BE RESPONSIBLE FOR CHECKING ALL SHOP DRAWINGS FOR ERRORS OR OMISSIONS TO CONFORM WITH ACCURACY REQUIREMENTS OF DIMENSIONS TO CONFORM WITH SITE CONDITIONS AND FOR INFORMATION THAT PERTAINS SOLELY TO EQUIPMENT FABRICATION PROCESSES.

AS BUILT DRAWINGS
1) THE CONTRACTOR SHALL MAINTAIN ON SITE ONE SET OF UP TO DATE AS BUILT DRAWINGS FOR REVIEW AT ALL TIMES. AT THE END OF THIS CONTRACT THE CONTRACTOR SHALL SUPPLY THE OWNER A COMPLETE SET OF AS BUILT DRAWINGS FOR HIS REVIEW AND ACCEPTANCE.
2) PROVIDE THREE (3) OPERATIONS AND MAINTENANCE MANUALS IN 3 POST BACK BINDER AT COMPLETION OF THE PROJECT. MANUALS SHALL CONTAIN A LIST OF SUPPLIERS INCLUDING TELEPHONE NUMBERS, SHOP DRAWINGS, FINAL ELECTRICAL INSPECTION CERTIFICATE, FIRE ALARM VERIFICATION, RECORD DRAWINGS, AND TEST REPORTS. EACH SECTION SHALL BE SEPARATELY TABBED. EACH PIECE OF EQUIPMENT REQUIRING ADJUSTMENT OR REGULAR MAINTENANCE SHALL HAVE CLEAR INSTRUCTIONS TO HOSE REQUIREMENTS.

COMPLETION
1) LEAVE ALL NEW AND RELOCATED EQUIPMENT CLEAN, FREE OF CONSTRUCTION DEBRIS AND OTHER FOREIGN MATTER. REMOVE ANY TEMPORARY OR PROTECTIVE COATINGS.
2) UPON COMPLETION OF THE WORK THE CONTRACTOR SHALL PROVIDE IN A TIMELY FASHION "AS BUILT" DRAWINGS, LETTER OF WARRANTY, OWNERS MANUAL AND WORKERS COMPENSATION CLEARANCE CERTIFICATE.

EQUIPMENT LOCATIONS
1) THE RIGHT IS RESERVED TO ALTER THE LOCATION OF EQUIPMENT AND OUTLETS AT DISTANCE OF UP TO TEN FEET (3 METERS) WITHOUT INVOLVING A CHANGE TO THE CONTRACT AMOUNT, PROVIDED NOTICE IS GIVEN PRIOR TO INSTALLATION OF SAME.

CONTRACT DRAWINGS
1) THESE DRAWINGS ARE INTENDED TO SERVE AS A GUIDE SHOWING QUANTITIES AND GENERAL ARRANGEMENTS AND ARE NOT NECESSARILY WORKING DRAWINGS FROM WHICH MEASUREMENTS CAN BE TAKEN, EXCEPT WHERE DIMENSION FIGURES ARE SPECIFICALLY SHOWN. INFORMATION INVOLVING ACCURATE MEASUREMENTS OF BUILDING SHALL BE TAKEN FROM BUILDING DRAWING OR FROM THE SITE.

MATERIAL
1) MATERIALS SUPPLIED BY THIS CONTRACTOR SHALL BE NEW, OF CANADIAN MANUFACTURE WHERE AVAILABLE AND OF FIRST QUALITY AND UNIFORM THROUGHOUT.
2) ALL ELECTRICAL MATERIALS SHALL BE CSA APPROVED AND LABELED AND ALL MATERIALS NOT APPROVED SHALL RECEIVE ACCEPTANCE FOR INSTALLATION BY SPECIAL APPLICATION TO CSA. MATERIAL SHALL NOT BE INSTALLED OR CONNECTED TO A SOURCE OF ELECTRICAL POWER UNTIL APPROVAL IS OBTAINED.

RETURN OF DRAWINGS
1) AT THE COMPLETION OF THE JOB, ALL DRAWINGS SHALL BE RETURNED, REGARDLESS OF THEIR CONDITION.

PLANS FOR RECORDING CHANGES
1) OBTAIN ONE SET OF WHITE PRINTS AND RECORD ON ANY ALTERATIONS OF THE ROUTING OF CONDUIT, WIRING AND ETC., OR SHOW ON THE CONTRACT DRAWINGS. THESE DRAWINGS TO BE KEPT UP TO DATE AND TURNED OVER AT THE COMPLETION OF THE PROJECT.

CLEANING UP
1) ALL REFUSE AND DEBRIS CAUSED BY THIS CONTRACTOR SHALL BE REMOVED FROM THE SITE AT FREQUENT INTERVALS. BEFORE THE WORK IS FINALLY ACCEPTED BY THE OWNER, THIS CONTRACTOR SHALL THOROUGHLY CLEAN ALL EQUIPMENT, APPARATUS AND FIXTURES AND LEAVE THEM IN PERFECT NEW CONDITION.

INSTRUCTIONS TO OPERATORS
1) INSTRUCT THE OWNER'S OPERATOR IN THE CARE AND MAINTENANCE AND OPERATION OF ALL ELECTRICAL SYSTEMS AND EQUIPMENT INSTALLED UNDER THE SPECIFICATION.
2) PREPARE THREE COPIES OF OPERATIONS AND MAINTENANCE INSTRUCTIONS, SHOP DRAWINGS, WIRING DIAGRAMS, DESCRIPTIVE LITERATURE FOR EACH ITEM OF EQUIPMENT SUPPLIED. COMBINE THESE TOGETHER IN LOOSE LEAF BINDERS.
3) THESE LOOSE LEAF BINDERS SHALL BE PRESENTED UPON COMPLETION OF THE PROJECT.

NAMEPLATES
1) ALL APPARATUS SHALL HAVE PROPER NAME PLATES AFFIXED THERETO, SHOWING SERIAL NUMBER, SIZE, NAME OF EQUIPMENT AND ALL INFORMATION USUALLY SUPPLIED, INCLUDING VOLTAGE, PHASE, HERTZ AND HORSEPOWER OF MOTORS AND THE NAME OF THE MANUFACTURER AND THEIR ADDRESS.

INSPECTIONS AND TESTING
1) ALL WORK SHALL BE LEFT OPEN FOR INSPECTION SO THAT INSPECTION MAY BE MADE BEFORE THE WORK IS COVERED.

LOAD BALANCE
1) MEASURE PHASE CURRENT TO PANEL BOARDS WITH NORMAL LOADS OPERATING AT THE TIME OF ACCEPTANCE. ADJUST BRANCH CIRCUIT CONNECTIONS AS REQUIRED TO OBTAIN BEST BALANCE OF CURRENT BETWEEN PHASES.

FIRESTOPPING AND SMOKE SEALS
1) ALL FIRE STOPPING AND SMOKE SEALS REQUIRED TO PROPERLY ACCOMMODATE THE WORK OF THIS DIVISION SHALL BE THE FINANCIAL RESPONSIBILITY OF THIS THIS DIVISION, AND CARRIED OUT BY TRADES TO THE APPLICABLE ULC APPROVED SYSTEM OF ONE OF THE APPROVED MANUFACTURERS PROVIDED IN THIS DOCUMENT. TRADES PERSONNEL MUST BE TRAINED BY THE MANUFACTURER AND PROVIDE DOCUMENTATION STATING SAME.
2) WHERE MATERIALS PASS THROUGH FIRE RATED WALLS, FLOOR AND PARTITIONS, A ULC APPROVED FIRE STOPPING AND SMOKE SEAL SYSTEM SHALL BE USED TO MAINTAIN OR EXCEED THE FIRE SEPARATIONS RATING.
3) PROVIDE ULC DRAWINGS FOR EACH SITE SPECIFIC PENETRATION.
4) WORK MUST BE PERFORMED BY A COMPANY WITH EXPERIENCE IN THE APPLICATION OF FIRE STOPPING AND SMOKE SEALS TO ULC REQUIREMENTS.
4) STANDARD OF ACCEPTANCE HILTI AND TREMCO.

UTILITY SERVICES
1) THIS CONTRACTOR IS FINANCIALLY RESPONSIBLE TO PROVIDE COMPLETE ELECTRICAL, TELEPHONE AND COMPUTER SYSTEMS. THIS CONTRACTOR IS RESPONSIBLE TO COORDINATE WITH AND PAY FOR ALL UTILITY FEES.

NOTES:

PROFESSIONAL ENGINEER
25/11/21
Craig MacIntyre
No. 1104
PRINCE EDWARD ISLAND

CONSULTANTS:

REV.	DATE	DESCRIPTION
3	2021-11-25	ISSUED FOR TENDER
2	2021-11-24	ISSUED FOR FINAL REVIEW
1	2021-11-12	ISSUED FOR 99% REVIEW

ENGINEERING
PO Box 594 - Charlottetown - PEI - C1A - 7L1
www.eaeng.ca - craig@eaeng.ca
(902) 394 - 0881

CLIENT:
EPTEK CENTRE

PROJECT NAME:
EPTEK CENTRE
UPGRADES
SUMMERSIDE, PE
DTI PROJECT# 3290-21051

SHEET NAME:
SPECS, RISERS AND LIGHTING CONTROL DETAIL

DRAWN BY:	JM	SCALE:	AS NOTED
DESIGN BY:	CM	DATE:	2021-11-24
PROJECT: 21-115		SHEET: E200	