

# Weekly Agriculture Market Report






**Volume 2 Issue 1  
January 7, 2021**

The Weekly Agriculture Market Report provides a summary of agricultural commodity prices. The report is usually published every Friday with updated prices (when available). The report allows monitoring of the weekly changes in agricultural commodity prices. The prices are obtained weekly from several sources.

## Notes:

- All figures in Canadian dollars.
- Dates of reporting vary. Weekly reports updated with most recent available prices.
- The Department of Agriculture and Land does not assume any responsibility for errors, omissions or otherwise. The information in this report is for general purposes only. You should not rely on this information for making any business, legal or any other decision.
- FOB means Free on Board

## Legend:

-  Price increase
-  No change
-  Price decrease
- NA Not available, or data cannot be used for comparison purposes

### Grains (\$ per tonne)

	Price (5-Jan-21)	Price (21-Dec-20)		Change (\$ per tonne)
Barley	270	270	→	0
Oats#2	245	245	→	0
Barley Extruded	out of stock	out of stock		NA
Mixed Grain (FOB)	NA	NA		NA
Wheat	310	305	↑	5
Corn	315	315	→	0
Soybean Meal 48%	740	720	↑	20
Soybean Extruded	660	650	↑	10
Soybean Roasted	670	660	↑	10
Soybean Raw	NA	NA		NA

Source: PEI Grains Elevators Corporation

### Atlantic Soy Crop (\$ per tonne)

	Price (7-Jan-21)	Price (30-Dec-20)		Change (\$ per tonne)
PEI Average Board Price	576.09	555.3	↑	20.79

Source: Sevita International

Note: Premiums above base price \$40.00-\$91.00/MT depend upon variety and grade

### Potatoes (\$ per bag - Avg FOB price)

Bag	Price (6-Jan-21)	Price (30-Dec-20)		Change (\$ per bag)
50 lbs	10.18	9.58	↑	0.6
10 lbs	2.96	2.65	↑	0.31

Source: PEI Potato Board

### Eggs - Producer Price (\$ per dozen)

Dozen	Price (27-Dec-20)	Price (27-Dec-20)	Change (\$ per doze)
X-Large	2.27	2.27	⇒ 0
A-Large	2.27	2.27	⇒ 0
A-Medium	2.09	2.09	⇒ 0
A-Small	1.66	1.66	⇒ 0

Source: Egg Farmers of PEI

### Feeders (cents per lb)

Steers (lbs)	Average Price (17-Dec-20)	Average Price (17-Dec-20)	Change (cent per lb)
<400	NA	NA	NA
400-500	NA	NA	NA
500-600	NA	NA	NA
600-700	NA	NA	NA
700-800	NA	NA	NA
800-900	NA	NA	NA
900+	NA	NA	NA

Source: Atlantic Stockyard Limited

### Heifers (cents per lb)

Heifers (lbs)	Average Price (17-Dec-20)	Average Price (17-Dec-20)	Change (cent per lb)
<400	140	140	⇒ 0
400-500	NA	NA	NA
500-600	NA	NA	NA
600-700	NA	NA	NA
700-800	135	135	⇒ 0
800-900	NA	NA	NA
900+	87	87	⇒ 0

Source: Atlantic Stockyard Limited

### Bob Calves (\$ per head)

Calf	Average Price (17-Dec-20)	Average Price (17-Dec-20)	Change (\$ per head)
Good	119	119	→ 0
Average	22	22	→ 0

Source: Atlantic Stockyard Limited

### Lambs (cents per lb)

Lambs (lbs)	Average Price (17-Dec-20)	Average Price (17-Dec-20)	Change (cent per lb)
<50	NA	NA	NA
50-64	330	330	→ 0
65-79	305	305	→ 0
80-94	291	291	→ 0
95-109	316	316	→ 0
>109	318	318	→ 0

Source: Atlantic Stockyard Limited



## Hogs

	Price (08-Jan-21)	Price (01-Jan-21)		Change
Hog (\$ per 100 kg)	141.71	146.49	↓	-4.78
Weaner (\$ 30lb)	38.75	40.00	↓	-1.25
Weaner (\$ per lb over)	0.53	0.54	↓	-0.01

Source: PEI Hog Board

## Beef (\$ per lb)

	Price (04-Jan-21)	Price (28-Dec-20)		Change (\$ per lb)
AA & AAA	2.25	2.25	→	0

Source: Atlantic Beef Product Inc.

## Lamb Dressed Weight (\$ per kg)

	Price (04-Jan-21)	Price (28-Dec-20)		Change (\$ per kg)
New lamb	10.30	10.20	↑	0.1
Mutton	5.00	5.00	→	0

Source: Northumberland Lamb

# Weekly Agriculture Market Report



Volume 2 Issue 2  
January 14, 2021

## Grains (\$ per tonne)

	Price (12-Jan-21)	Price (5-Jan-21)		Change (\$ per tonne)
Barley	270	270	→	0
Oats#2	245	245	→	0
Barley Extruded	out of stock	out of stock		NA
Mixed Grain (FOB)	NA	NA		NA
Wheat	315	310	↑	5
Corn	315	315	→	0
Soybean Meal 48%	755	740	↑	15
Soybean Extruded	670	660	↑	10
Soybean Roasted	680	670	↑	10
Soybean Raw	NA	NA		NA

Source: PEI Grains Elevators Corporation

## Atlantic Soy Crop (\$ per tonne)

	Price (14-Jan-21)	Price (7-Jan-21)		Change (\$ per tonne)
PEI Average Board Price	607	576.09	↑	30.91

Source: Sevita International

Note: Premiums above base price \$40.00-\$91.00/MT depend upon variety and grade

## Potatoes (\$ per bag - Avg FOB price)

Bag	Price (13-Jan-21)	Price (6-Jan-21)		Change (\$ per bag)
50 lbs	9.62	10.18	↓	-0.56
10 lbs	2.8	2.96	↓	-0.16

Source: PEI Potato Board

### Eggs - Producer Price (\$ per dozen)

Dozen	Price (27-Dec-20)	Price (27-Dec-20)	Change (\$ per doze)
X-Large	2.27	2.27	→ 0
A-Large	2.27	2.27	→ 0
A-Medium	2.09	2.09	→ 0
A-Small	1.66	1.66	→ 0

Source: Egg Farmers of PEI

### Feeders (cents per lb)

Steers (lbs)	Average Price (07-Jan-21)	Average Price (17-Dec-20)	Change (cent per lb)
<400	NA	NA	NA
400-500	121	NA	NA
500-600	NA	NA	NA
600-700	NA	NA	NA
700-800	NA	NA	NA
800-900	NA	NA	NA
900+	NA	NA	NA

Source: Atlantic Stockyard Limited

### Heifers (cents per lb)

Heifers (lbs)	Average Price (07-Jan-21)	Average Price (17-Dec-20)	Change (cent per lb)
<400	NA	140	NA
400-500	149	NA	NA
500-600	NA	NA	NA
600-700	103	NA	NA
700-800	NA	135	NA
800-900	127	NA	NA
900+	119	87	↑ 32

Source: Atlantic Stockyard Limited

### Bob Calves (\$ per head)

Calf	Average Price (07-Jan-21)	Average Price (17-Dec-20)		Change (\$ per head)
Good	119	119	→	0
Average	27	22	↑	5

Source: Atlantic Stockyard Limited

### Lambs (cents per lb)

Lambs (lbs)	Average Price (07-Jan-21)	Average Price (17-Dec-20)		Change (cent per lb)
<50	NA	NA		NA
50-64	330	330	→	0
65-79	335	305	↑	30
80-94	NA	291		NA
95-109	NA	316		NA
>109	NA	318		NA

Source: Atlantic Stockyard Limited

## Hogs

	Price (15-Jan-21)	Price (08-Jan-21)		Change
Hog (\$ per 100 kg)	147.14	141.71	↑	5.43
Weaner (\$ 30lb)	38.00	38.75	↓	-0.75
Weaner (\$ per lb over)	0.52	0.53	↓	-0.01

Source: PEI Hog Board

## Beef (\$ per lb)

	Price (11-Jan-21)	Price (04-Jan-21)		Change (\$ per lb)
AA & AAA	2.25	2.25	→	0

Source: Atlantic Beef Product Inc.

## Lamb Dressed Weight (\$ per kg)

	Price (13-Jan-21)	Price (04-Jan-21)		Change (\$ per kg)
New lamb	10.40	10.30	↑	0.1
Mutton	6.00	5.00	↑	1

Source: Northumberland Lamb

# Weekly Agriculture Market Report



Volume 2 Issue 3  
January 21, 2021

## Grains (\$ per tonne)

	Price (18-Jan-21)	Price (12-Jan-21)		Change (\$ per tonne)
Barley	270	270	→	0
Oats#2	245	245	→	0
Barley Extruded	out of stock	out of stock		NA
Mixed Grain (FOB)	NA	NA		NA
Wheat	315	315	→	0
Corn	315	315	→	0
Soybean Meal 48%	775	755	↑	20
Soybean Extruded	685	670	↑	15
Soybean Roasted	695	680	↑	15
Soybean Raw	NA	NA		NA

Source: PEI Grains Elevators Corporation

## Atlantic Soy Crop (\$ per tonne)

	Price (21-Jan-21)	Price (14-Jan-21)		Change (\$ per tonne)
PEI Average Board Price	590.12	607	↓	-16.88

Source: Sevita International

Note: Premiums above base price \$40.00-\$91.00/MT depend upon variety and grade

## Potatoes (\$ per bag - Avg FOB price)

Bag	Price (20-Jan-21)	Price (13-Jan-21)		Change (\$ per bag)
50 lbs	10	9.62	↑	0.38
10 lbs	2.92	2.8	↑	0.12

Source: PEI Potato Board

### Eggs - Producer Price (\$ per dozen)

Dozen	Price (27-Dec-20)	Price (27-Dec-20)		Change (\$ per doze)
X-Large	2.27	2.27	→	0
A-Large	2.27	2.27	→	0
A-Medium	2.09	2.09	→	0
A-Small	1.66	1.66	→	0

Source: Egg Farmers of PEI

### Feeders (cents per lb)

Steers (lbs)	Average Price (14-Jan-21)	Average Price (07-Jan-21)		Change (cent per lb)
<400	NA	NA		NA
400-500	165	121	↑	44
500-600	NA	NA		NA
600-700	NA	NA		NA
700-800	NA	NA		NA
800-900	NA	NA		NA
900+	49	NA		NA



Source: Atlantic Stockyard Limited

### Heifers (cents per lb)

Heifers (lbs)	Average Price (14-Jan-21)	Average Price (07-Jan-21)		Change (cent per lb)
<400	NA	NA		NA
400-500	NA	149		NA
500-600	NA	NA		NA
600-700	NA	103		NA
700-800	NA	NA		NA
800-900	NA	127		NA
900+	NA	119		NA



Source: Atlantic Stockyard Limited

### Bob Calves (\$ per head)

Calf	Average Price (14-Jan-21)	Average Price (07-Jan-21)		Change (\$ per head)
Good	137	119		18
Average	21	27		-6

Source: Atlantic Stockyard Limited

### Lambs (cents per lb)

Lambs (lbs)	Average Price (14-Jan-21)	Average Price (07-Jan-21)		Change (cent per lb)
<50	NA	NA		NA
50-64	373	330		43
65-79	350	335		15
80-94	362	NA		NA
95-109	365	NA		NA
>109	355	NA		NA

Source: Atlantic Stockyard Limited



## Hogs

	Price (22-Jan-21)	Price (15-Jan-21)		Change
Hog (\$ per 100 kg)	153.67	147.14	↑	6.53
Weaner (\$ 30lb)	38.00	38.00	→	0
Weaner (\$ per lb over)	0.52	0.52	→	0

Source: PEI Hog Board

## Beef (\$ per lb)

	Price (18-Jan-21)	Price (11-Jan-21)		Change (\$ per lb)
AA & AAA	2.29	2.25	↑	0.04

Source: Atlantic Beef Product Inc.

## Lamb Dressed Weight (\$ per kg)

	Price (18-Jan-21)	Price (13-Jan-21)		Change (\$ per kg)
New lamb	10.50	10.40	↑	0.1
Mutton	6.00	6.00	→	0

Source: Northumberland Lamb

# Weekly Agriculture Market Report



Volume 2 Issue 4  
January 28, 2021

## Grains (\$ per tonne)

	Price (18-Jan-21)	Price (18-Jan-21)		Change (\$ per tonne)
Barley	270	270	→	0
Oats#2	245	245	→	0
Barley Extruded	out of stock	out of stock		NA
Mixed Grain (FOB)	NA	NA		NA
Wheat	315	315	→	0
Corn	315	315	→	0
Soybean Meal 48%	775	775	→	0
Soybean Extruded	685	685	→	0
Soybean Roasted	695	695	→	0
Soybean Raw	NA	NA		NA

Source: PEI Grains Elevators Corporation

## Atlantic Soy Crop (\$ per tonne)

	Price (28-Jan-21)	Price (21-Jan-21)		Change (\$ per tonne)
PEI Average Board Price	595.05	590.12	↑	4.93

Source: Sevita International

Note: Premiums above base price \$40.00-\$91.00/MT depend upon variety and grade

## Potatoes (\$ per bag - Avg FOB price)

Bag	Price (27-Jan-21)	Price (20-Jan-21)		Change (\$ per bag)
50 lbs	9.06	10	↓	-0.94
10 lbs	2.82	2.92	↓	-0.1

Source: PEI Potato Board

### Eggs - Producer Price (\$ per dozen)

Dozen	Price (24-Jan-21)	Price (27-Dec-20)		Change (\$ per doze)
X-Large	2.28	2.27	↑	0.01
A-Large	2.28	2.27	↑	0.01
A-Medium	2.1	2.09	↑	0.01
A-Small	1.67	1.66	↑	0.01

Source: Egg Farmers of PEI

### Feeders (cents per lb)

Steers (lbs)	Average Price (21-Jan-21)	Average Price (14-Jan-21)		Change (cent per lb)
<400	109	NA		NA
400-500	167	165	↑	2
500-600	179	NA		NA
600-700	175	NA		NA
700-800	155	NA		NA
800-900	145	NA		NA
900+	NA	49		NA

Source: Atlantic Stockyard Limited

### Heifers (cents per lb)

Heifers (lbs)	Average Price (21-Jan-21)	Average Price (14-Jan-21)		Change (cent per lb)
<400	125	NA		NA
400-500	129	NA		NA
500-600	161	NA		NA
600-700	149	NA		NA
700-800	122	NA		NA
800-900	113	NA		NA
900+	111	NA		NA

Source: Atlantic Stockyard Limited

**Bob Calves (\$ per head)**

Calf	Average Price (21-Jan-21)	Average Price (14-Jan-21)		Change (\$ per head)
Good	109	137	↓	-28
Average	21	21	→	0

Source: Atlantic Stockyard Limited

**Lambs (cents per lb)**

Lambs (lbs)	Average Price (21-Jan-21)	Average Price (14-Jan-21)		Change (cent per lb)
<50	343	NA		NA
50-64	373	373	→	0
65-79	393	350	↑	43
80-94	386	362	↑	24
95-109	393	365	↑	28
>109	376	355	↑	21

Source: Atlantic Stockyard Limited

## Hogs

	Price (29-Jan-21)	Price (22-Jan-21)		Change
Hog (\$ per 100 kg)	154.35	153.67	↑	0.68
Weaner (\$ 30lb)	38.50	38.00	↑	0.5
Weaner (\$ per lb over)	0.52	0.52	→	0

Source: PEI Hog Board

## Beef (\$ per lb)

	Price (25-Jan-21)	Price (18-Jan-21)		Change (\$ per lb)
AA & AAA	2.29	2.29	→	0

Source: Atlantic Beef Product Inc.

## Lamb Dressed Weight (\$ per kg)

	Price (25-Jan-21)	Price (18-Jan-21)		Change (\$ per kg)
New lamb	12.00	10.50	↑	1.5
Mutton	6.00	6.00	→	0

Source: Northumberland Lamb

# Weekly Agriculture Market Report



Volume 2 Issue 5  
February 4, 2021

## Grains (\$ per tonne)

	Price (1-Feb-21)	Price (18-Jan-21)		Change (\$ per tonne)
Barley	270	270	→	0
Oats#2	245	245	→	0
Barley Extruded	out of stock	out of stock		NA
Mixed Grain (FOB)	NA	NA		NA
Wheat	315	315	→	0
Corn	315	315	→	0
Soybean Meal 48%	775	775	→	0
Soybean Extruded	690	685	↑	5
Soybean Roasted	700	695	↑	5
Soybean Raw	NA	NA		NA

Source: PEI Grains Elevators Corporation

## Atlantic Soy Crop (\$ per tonne)

	Price (04-Feb-21)	Price (28-Jan-21)		Change (\$ per tonne)
PEI Average Board Price	594.5	595.05	↓	-0.55

Source: Sevita International

Note: Premiums above base price \$40.00-\$91.00/MT depend upon variety and grade

## Potatoes (\$ per bag - Avg FOB price)

Bag	Price (03-Feb-21)	Price (27-Jan-21)		Change (\$ per bag)
50 lbs	10.03	9.06	↑	0.97
10 lbs	2.81	2.82	↓	-0.01

Source: PEI Potato Board

### Eggs - Producer Price (\$ per dozen)

Dozen	Price (24-Jan-21)	Price (24-Jan-21)		Change (\$ per doze)
X-Large	2.28	2.28	⇒	0
A-Large	2.28	2.28	⇒	0
A-Medium	2.1	2.1	⇒	0
A-Small	1.67	1.67	⇒	0

Source: Egg Farmers of PEI

### Feeders (cents per lb)

Steers (lbs)	Average Price (28-Jan-21)	Average Price (21-Jan-21)		Change (cent per lb)
<400	NA	109		NA
400-500	151	167	↓	-16
500-600	NA	179		NA
600-700	NA	175		NA
700-800	NA	155		NA
800-900	NA	145		NA
900+	NA	NA		NA

Source: Atlantic Stockyard Limited

### Heifers (cents per lb)

Heifers (lbs)	Average Price (28-Jan-21)	Average Price (21-Jan-21)		Change (cent per lb)
<400	NA	125		NA
400-500	NA	129		NA
500-600	NA	161		NA
600-700	132	149	↓	-17
700-800	NA	122		NA
800-900	NA	113		NA
900+	112	111	↑	1

Source: Atlantic Stockyard Limited

### Bob Calves (\$ per head)

Calf	Average Price (28-Jan-21)	Average Price (21-Jan-21)		Change (\$ per head)
Good	132	109	↑	23
Average	23	21	↑	2

Source: Atlantic Stockyard Limited

### Lambs (cents per lb)

Lambs (lbs)	Average Price (28-Jan-21)	Average Price (21-Jan-21)		Change (cent per lb)
<50	NA	343		NA
50-64	340	373	↓	-33
65-79	350	393	↓	-43
80-94	352	386	↓	-34
95-109	350	393	↓	-43
>109	340	376	↓	-36

Source: Atlantic Stockyard Limited



## Hogs

	Price (05-Feb-21)	Price (29-Jan-21)		Change
Hog (\$ per 100 kg)	158.20	154.35	↑	3.85
Weaner (\$ 30lb)	39.50	38.50	↑	1
Weaner (\$ per lb over)	0.53	0.52	↑	0.01

Source: PEI Hog Board

## Beef (\$ per lb)

	Price (01-Feb-21)	Price (25-Jan-21)		Change (\$ per lb)
AA & AAA	2.29	2.29	→	0

Source: Atlantic Beef Product Inc.

## Lamb Dressed Weight (\$ per kg)

	Price (01-Feb-21)	Price (25-Jan-21)		Change (\$ per kg)
New lamb	12.20	12.00	↑	0.2
Mutton	6.00	6.00	→	0

Source: Northumberland Lamb

# Weekly Agriculture Market Report



Volume 2 Issue 6  
February 11, 2021

## Grains (\$ per tonne)

	Price (12-Feb-21)	Price (1-Feb-21)		Change (\$ per tonne)
Barley	270	270	→	0
Oats#2	245	245	→	0
Barley Extruded	out of stock	out of stock		NA
Mixed Grain (FOB)	NA	NA		NA
Wheat	320	315	↑	5
Corn	320	315	↑	5
Soybean Meal 48%	775	775	→	0
Soybean Extruded	690	690	→	0
Soybean Roasted	700	700	→	0
Soybean Raw	NA	NA		NA

Source: PEI Grains Elevators Corporation

## Atlantic Soy Crop (\$ per tonne)

	Price (11-Feb-21)	Price (04-Feb-21)		Change (\$ per tonne)
PEI Average Board Price	587.63	594.5	↓	-6.87

Source: Sevita International

Note: Premiums above base price \$40.00-\$91.00/MT depend upon variety and grade

## Potatoes (\$ per bag - Avg FOB price)

Bag	Price (10-Feb-21)	Price (03-Feb-21)		Change (\$ per bag)
50 lbs	10.54	10.03	↑	0.51
10 lbs	2.86	2.81	↑	0.05

Source: PEI Potato Board

### Eggs - Producer Price (\$ per dozen)

Dozen	Price (24-Jan-21)	Price (24-Jan-21)		Change (\$ per doze)
X-Large	2.28	2.28	→	0
A-Large	2.28	2.28	→	0
A-Medium	2.1	2.1	→	0
A-Small	1.67	1.67	→	0

Source: Egg Farmers of PEI

### Feeders (cents per lb)

Steers (lbs)	Average Price (4-Feb-21)	Average Price (28-Jan-21)		Change (cent per lb)
<400	NA	NA		NA
400-500	NA	151		NA
500-600	133	NA		NA
600-700	NA	NA		NA
700-800	NA	NA		NA
800-900	NA	NA		NA
900+	NA	NA		NA

Source: Atlantic Stockyard Limited

### Heifers (cents per lb)

Heifers (lbs)	Average Price (4-Feb-21)	Average Price (28-Jan-21)		Change (cent per lb)
<400	NA	NA		NA
400-500	140	NA		NA
500-600	NA	NA		NA
600-700	107	132	↓	-25
700-800	NA	NA		NA

800-900	NA	NA		NA
900+	79	112	↓	-33

Source: Atlantic Stockyard Limited

### Bob Calves (\$ per head)

Calf	Average Price (4-Feb-21)	Average Price (28-Jan-21)		Change (\$ per head)
Good	151	132	↑	19
Average	30	23	↑	7

Source: Atlantic Stockyard Limited

### Lambs (cents per lb)

Lambs (lbs)	Average Price (4-Feb-21)	Average Price (28-Jan-21)		Change (cent per lb)
<50	NA	NA		NA
50-64	333	340	↓	-7
65-79	378	350	↑	28
80-94	380	352	↑	28
95-109	383	350	↑	33
>109	382	340	↑	42

Source: Atlantic Stockyard Limited

## Hogs

	Price (12-Feb-21)	Price (05-Feb-21)		Change
Hog (\$ per 100 kg)	163.93	158.20	↑	5.73
Weaner (\$ 30lb)	40.50	39.50	↑	1
Weaner (\$ per lb over)	0.55	0.53	↑	0.02

Source: PEI Hog Board

## Beef (\$ per lb)

	Price (08-Feb-21)	Price (01-Feb-21)		Change (\$ per lb)
AA & AAA	2.29	2.29	→	0

Source: Atlantic Beef Product Inc.

## Lamb Dressed Weight (\$ per kg)

	Price (08-Feb-21)	Price (01-Feb-21)		Change (\$ per kg)
New lamb	12.40	12.20	↑	0.2
Mutton	6.00	6.00	→	0

Source: Northumberland Lamb

# Weekly Agriculture Market Report



Volume 2 Issue 7  
February 18, 2021

## Grains (\$ per tonne)

	Price (12-Feb-21)	Price (12-Feb-21)		Change (\$ per tonne)
Barley	270	270	→	0
Oats#2	245	245	→	0
Barley Extruded	out of stock	out of stock		NA
Mixed Grain (FOB)	NA	NA		NA
Wheat	320	320	→	0
Corn	320	320	→	0
Soybean Meal 48%	775	775	→	0
Soybean Extruded	690	690	→	0
Soybean Roasted	700	700	→	0
Soybean Raw	NA	NA		NA

Source: PEI Grains Elevators Corporation

## Atlantic Soy Crop (\$ per tonne)

	Price (18-Feb-21)	Price (11-Feb-21)		Change (\$ per tonne)
PEI Average Board Price	593.51	587.63	↑	5.88

Source: Sevita International

Note: Premiums above base price \$40.00-\$91.00/MT depend upon variety and grade

## Potatoes (\$ per bag - Avg FOB price)

Bag	Price (17-Feb-21)	Price (10-Feb-21)		Change (\$ per bag)
50 lbs	10.44	10.54	↓	-0.1
10 lbs	2.64	2.86	↓	-0.22

Source: PEI Potato Board

### Eggs - Producer Price (\$ per dozen)

Dozen	Price (21-Feb-21)	Price (24-Jan-21)		Change (\$ per doze)
X-Large	2.43	2.28	↑	0.15
A-Large	2.43	2.28	↑	0.15
A-Medium	2.26	2.1	↑	0.16
A-Small	1.82	1.67	↑	0.15

Source: Egg Farmers of PEI

### Feeders (cents per lb)

Steers (lbs)	Average Price (11-Feb-21)	Average Price (4-Feb-21)	Change (cent per lb)
<400	NA	NA	NA
400-500	NA	NA	NA
500-600	NA	133	NA
600-700	NA	NA	NA
700-800	NA	NA	NA
800-900	NA	NA	NA
900+	NA	NA	NA

Source: Atlantic Stockyard Limited

### Heifers (cents per lb)

Heifers (lbs)	Average Price (11-Feb-21)	Average Price (4-Feb-21)	Change (cent per lb)
<400	NA	NA	NA
400-500	NA	140	NA
500-600	NA	NA	NA
600-700	NA	107	NA
700-800	NA	NA	NA
800-900	NA	NA	NA
900+	NA	79	NA

Source: Atlantic Stockyard Limited

**Bob Calves (\$ per head)**

Calf	Average Price (11-Feb-21)	Average Price (4-Feb-21)		Change (\$ per head)
Good	155	151	↑	4
Average	32	30	↑	2

Source: Atlantic Stockyard Limited

**Lambs (cents per lb)**

Lambs (lbs)	Average Price (11-Feb-21)	Average Price (4-Feb-21)		Change (cent per lb)
<50	NA	NA		NA
50-64	325	333	↓	-8
65-79	340	378	↓	-38
80-94	330	380	↓	-50
95-109	325	383	↓	-58
>109	NA	382		NA

Source: Atlantic Stockyard Limited



## Hogs

	Price (19-Feb-21)	Price (12-Feb-21)		Change
Hog (\$ per 100 kg)	169.84	163.93	↑	5.91
Weaner (\$ 30lb)	41.50	40.50	↑	1
Weaner (\$ per lb over)	0.56	0.55	↑	0.01

Source: PEI Hog Board

## Beef (\$ per lb)

	Price (15-Feb-21)	Price (08-Feb-21)		Change (\$ per lb)
AA & AAA	2.33	2.29	↑	0.04

Source: Atlantic Beef Product Inc.

## Lamb Dressed Weight (\$ per kg)

	Price (15-Feb-21)	Price (08-Feb-21)		Change (\$ per kg)
New lamb	12.60	12.40	↑	0.2
Mutton	6.00	6.00	→	0

Source: Northumberland Lamb

# Weekly Agriculture Market Report



Volume 2 Issue 8  
February 25, 2021

## Grains (\$ per tonne)

	Price (22-Feb-21)	Price (12-Feb-21)		Change (\$ per tonne)
Barley	280	270	↑	10
Oats#2	250	245	↑	5
Barley Extruded	out of stock	out of stock		NA
Mixed Grain (FOB)	NA	NA		NA
Wheat	330	320	↑	10
Corn	330	320	↑	10
Soybean Meal 48%	770	775	↓	-5
Soybean Extruded	690	690	→	0
Soybean Roasted	700	700	→	0
Soybean Raw	NA	NA		NA

Source: PEI Grains Elevators Corporation

## Atlantic Soy Crop (\$ per tonne)

	Price (25-Feb-21)	Price (18-Feb-21)		Change (\$ per tonne)
PEI Average Board Price	590	593.51	↓	-3.51

Source: Sevita International

Note: Premiums above base price \$40.00-\$91.00/MT depend upon variety and grade

## Potatoes (\$ per bag - Avg FOB price)

Bag	Price (24-Feb-21)	Price (17-Feb-21)		Change (\$ per bag)
50 lbs	9.57	10.44	↓	-0.87
10 lbs	2.76	2.64	↑	0.12

Source: PEI Potato Board

### Eggs - Producer Price (\$ per dozen)

Dozen	Price (21-Feb-21)	Price (21-Feb-21)		Change (\$ per doze)
X-Large	2.43	2.43	→	0
A-Large	2.43	2.43	→	0
A-Medium	2.26	2.26	→	0
A-Small	1.82	1.82	→	0

Source: Egg Farmers of PEI

### Feeders (cents per lb)

Steers (lbs)	Average Price (18-Feb-21)	Average Price (11-Feb-21)		Change (cent per lb)
<400	143	NA		NA
400-500	186	NA		NA
500-600	190	NA		NA
600-700	191	NA		NA
700-800	164	NA		NA
800-900	156	NA		NA
900+	133	NA		NA

Source: Atlantic Stockyard Limited

### Heifers (cents per lb)

Heifers (lbs)	Average Price (18-Feb-21)	Average Price (11-Feb-21)		Change (cent per lb)
<400	NA	NA		NA
400-500	146	NA		NA
500-600	170	NA		NA
600-700	137	NA		NA
700-800	137	NA		NA

800-900	NA	NA	NA
900+	143	NA	NA

Source: Atlantic Stockyard Limited

**Bob Calves (\$ per head)**

Calf	Average Price (18-Feb-21)	Average Price (11-Feb-21)		Change (\$ per head)
Good	135	155	↓	-20
Average	37	32	↑	5

Source: Atlantic Stockyard Limited

**Lambs (cents per lb)**

Lambs (lbs)	Average Price (18-Feb-21)	Average Price (11-Feb-21)		Change (cent per lb)
<50	NA	NA		NA
50-64	337	325	↑	12
65-79	303	340	↓	-37
80-94	334	330	↑	4
95-109	335	325	↑	10
>109	NA	NA		NA

Source: Atlantic Stockyard Limited

## Hogs

	Price (26-Feb-21)	Price (19-Feb-21)		Change
Hog (\$ per 100 kg)	180.14	169.84	↑	10.3
Weaner (\$ 30lb)	43.25	41.50	↑	1.75
Weaner (\$ per lb over)	0.58	0.56	↑	0.02

Source: PEI Hog Board

## Beef (\$ per lb)

	Price (22-Feb-21)	Price (15-Feb-21)		Change (\$ per lb)
AA & AAA	2.33	2.33	→	0

Source: Atlantic Beef Product Inc.

## Lamb Dressed Weight (\$ per kg)

	Price (22-Feb-21)	Price (15-Feb-21)		Change (\$ per kg)
New lamb	12.80	12.60	↑	0.2
Mutton	6.00	6.00	→	0

Source: Northumberland Lamb

# Weekly Agriculture Market Report



Volume 2 Issue 9  
March 4, 2021

## Grains (\$ per tonne)

	Price (25-Feb-21)	Price (22-Feb-21)		Change (\$ per tonne)
Barley	280	280	→	0
Oats#2	250	250	→	0
Barley Extruded	out of stock	out of stock		NA
Mixed Grain (FOB)	NA	NA		NA
Wheat	330	330	→	0
Corn	330	330	→	0
Soybean Meal 48%	770	770	→	0
Soybean Extruded	690	690	→	0
Soybean Roasted	700	700	→	0
Soybean Raw	NA	NA		NA

Source: PEI Grains Elevators Corporation

## Atlantic Soy Crop (\$ per tonne)

	Price (04-Mar-21)	Price (25-Feb-21)		Change (\$ per tonne)
PEI Average Board Price	609.77	590	↑	19.77

Source: Sevita International

Note: Premiums above base price \$40.00-\$91.00/MT depend upon variety and grade

## Potatoes (\$ per bag - Avg FOB price)

Bag	Price (03-Mar-21)	Price (24-Feb-21)		Change (\$ per bag)
50 lbs	9.71	9.57	↑	0.14
10 lbs	2.88	2.76	↑	0.12

Source: PEI Potato Board

### Eggs - Producer Price (\$ per dozen)

Dozen	Price (21-Feb-21)	Price (21-Feb-21)		Change (\$ per doze)
X-Large	2.43	2.43	⇒	0
A-Large	2.43	2.43	⇒	0
A-Medium	2.26	2.26	⇒	0
A-Small	1.82	1.82	⇒	0

Source: Egg Farmers of PEI

### Feeders (cents per lb)

Steers (lbs)	Average Price (25-Feb-21)	Average Price (18-Feb-21)		Change (cent per lb)
<400	NA	143		NA
400-500	NA	186		NA
500-600	NA	190		NA
600-700	NA	191		NA
700-800	NA	164		NA
800-900	NA	156		NA
900+	NA	133		NA



Source: Atlantic Stockyard Limited

### Heifers (cents per lb)

Heifers (lbs)	Average Price (25-Feb-21)	Average Price (18-Feb-21)		Change (cent per lb)
<400	NA	NA		NA
400-500	NA	146		NA
500-600	147	170	⇩	-23
600-700	NA	137		NA
700-800	NA	137		NA
800-900	NA	NA		NA
900+	NA	143		NA



Source: Atlantic Stockyard Limited

### Bob Calves (\$ per head)

Calf	Average Price (25-Feb-21)	Average Price (18-Feb-21)		Change (\$ per head)
Good	151	135		16
Average	29	37		-8

Source: Atlantic Stockyard Limited

### Lambs (cents per lb)

Lambs (lbs)	Average Price (25-Feb-21)	Average Price (18-Feb-21)		Change (cent per lb)
<50	NA	NA		NA
50-64	NA	337		NA
65-79	300	303		-3
80-94	330	334		-4
95-109	NA	335		NA
>109	NA	NA		NA

Source: Atlantic Stockyard Limited



## Hogs

	Price (05-Mar-21)	Price (26-Feb-21)		Change
Hog (\$ per 100 kg)	185.65	180.14	↑	5.51
Weaner (\$ 30lb)	45.00	43.25	↑	1.75
Weaner (\$ per lb over)	0.61	0.58	↑	0.03

Source: PEI Hog Board

## Beef (\$ per lb)

	Price (01-Mar-21)	Price (22-Feb-21)		Change (\$ per lb)
AA & AAA	2.33	2.33	→	0

Source: Atlantic Beef Product Inc.

## Lamb Dressed Weight (\$ per kg)

	Price (01-Mar-21)	Price (22-Feb-21)		Change (\$ per kg)
New lamb	13.20	12.80	↑	0.4
Mutton	6.00	6.00	→	0

Source: Northumberland Lamb

# Weekly Agriculture Market Report



Volume 2 Issue 10  
March 11, 2021

## Grains (\$ per tonne)

	Price (11-Mar-21)	Price (25-Feb-21)		Change (\$ per tonne)
Barley	280	280	→	0
Oats#2	250	250	→	0
Barley Extruded	out of stock	out of stock		NA
Mixed Grain (FOB)	NA	NA		NA
Wheat	335	330	↑	5
Corn	335	330	↑	5
Soybean Meal 48%	760	770	↓	-10
Soybean Extruded	690	690	→	0
Soybean Roasted	700	700	→	0
Soybean Raw	NA	NA		NA

Source: PEI Grains Elevators Corporation

## Atlantic Soy Crop (\$ per tonne)

	Price (11-Mar-21)	Price (04-Mar-21)		Change (\$ per tonne)
PEI Average Board Price	602	609.77	↓	-7.77

Source: Sevita International

Note: Premiums above base price \$40.00-\$91.00/MT depend upon variety and grade

## Potatoes (\$ per bag - Avg FOB price)

Bag	Price (10-Mar-21)	Price (03-Mar-21)		Change (\$ per bag)
50 lbs	10.1	9.71	↑	0.39
10 lbs	3.14	2.88	↑	0.26

Source: PEI Potato Board

### Eggs - Producer Price (\$ per dozen)

Dozen	Price (21-Feb-21)	Price (21-Feb-21)		Change (\$ per doze)
X-Large	2.43	2.43	→	0
A-Large	2.43	2.43	→	0
A-Medium	2.26	2.26	→	0
A-Small	1.82	1.82	→	0

Source: Egg Farmers of PEI

### Feeders (cents per lb)

Steers (lbs)	Average Price (04-Mar-21)	Average Price (25-Feb-21)		Change (cent per lb)
<400	NA	NA		NA
400-500	NA	NA		NA
500-600	NA	NA		NA
600-700	NA	NA		NA
700-800	NA	NA		NA
800-900	NA	NA		NA
900+	NA	NA		NA

Source: Atlantic Stockyard Limited

### Heifers (cents per lb)

Heifers (lbs)	Average Price (04-Mar-21)	Average Price (25-Feb-21)		Change (cent per lb)
<400	NA	NA		NA
400-500	NA	NA		NA
500-600	NA	147		NA
600-700	NA	NA		NA
700-800	NA	NA		NA

800-900	NA	NA	NA
900+	NA	NA	NA

Source: Atlantic Stockyard Limited

**Bob Calves (\$ per head)**

Calf	Average Price (04-Mar-21)	Average Price (25-Feb-21)	Change (\$ per head)
Good	85	151	↓
Average	10	29	↓

Source: Atlantic Stockyard Limited

**Lambs (cents per lb)**

Lambs (lbs)	Average Price (04-Mar-21)	Average Price (25-Feb-21)	Change (cent per lb)
<50	NA	NA	NA
50-64	380	NA	NA
65-79	340	300	↑
80-94	380	330	↑
95-109	NA	NA	NA
>109	285	NA	NA

Source: Atlantic Stockyard Limited

## Hogs

	Price (12-Mar-21)	Price (05-Mar-21)		Change
Hog (\$ per 100 kg)	196.10	185.65	↑	10.45
Weaner (\$ 30lb)	47.00	45.00	↑	2
Weaner (\$ per lb over)	0.64	0.61	↑	0.03

Source: PEI Hog Board

## Beef (\$ per lb)

	Price (08-Mar-21)	Price (01-Mar-21)		Change (\$ per lb)
AA & AAA	2.35	2.33	↑	0.02

Source: Atlantic Beef Product Inc.

## Lamb Dressed Weight (\$ per kg)

	Price (08-Mar-21)	Price (01-Mar-21)		Change (\$ per kg)
New lamb	13.40	13.20	↑	0.2
Mutton	6.00	6.00	→	0

Source: Northumberland Lamb

# Weekly Agriculture Market Report



Volume 2 Issue 11  
March 18, 2021

## Grains (\$ per tonne)

	Price (17-Mar-21)	Price (11-Mar-21)		Change (\$ per tonne)
Barley	285	280	↑	5
Oats#2	250	250	→	0
Barley Extruded	out of stock	out of stock		NA
Mixed Grain (FOB)	NA	NA		NA
Wheat	340	335	↑	5
Corn	340	335	↑	5
Soybean Meal 48%	760	760	→	0
Soybean Extruded	690	690	→	0
Soybean Roasted	700	700	→	0
Soybean Raw	NA	NA		NA

Source: PEI Grains Elevators Corporation

## Atlantic Soy Crop (\$ per tonne)

	Price (18-Mar-21)	Price (11-Mar-21)		Change (\$ per tonne)
PEI Average Board Price	596.66	602	↓	-5.34

Source: Sevita International

Note: Premiums above base price \$40.00-\$91.00/MT depend upon variety and grade

## Potatoes (\$ per bag - Avg FOB price)

Bag	Price (17-Mar-21)	Price (10-Mar-21)		Change (\$ per bag)
50 lbs	12.68	10.1	↑	2.58
10 lbs	2.69	3.14	↓	-0.45

Source: PEI Potato Board

### Eggs - Producer Price (\$ per dozen)

Dozen	Price (21-Feb-21)	Price (21-Feb-21)		Change (\$ per doze)
X-Large	2.43	2.43	⇒	0
A-Large	2.43	2.43	⇒	0
A-Medium	2.26	2.26	⇒	0
A-Small	1.82	1.82	⇒	0

Source: Egg Farmers of PEI

### Feeders (cents per lb)

Steers (lbs)	Average Price (11-Mar-21)	Average Price (04-Mar-21)		Change (cent per lb)
<400	NA	NA		NA
400-500	NA	NA		NA
500-600	NA	NA		NA
600-700	NA	NA		NA
700-800	NA	NA		NA
800-900	NA	NA		NA
900+	NA	NA		NA

Source: Atlantic Stockyard Limited

### Heifers (cents per lb)

Heifers (lbs)	Average Price (11-Mar-21)	Average Price (04-Mar-21)		Change (cent per lb)
<400	NA	NA		NA
400-500	NA	NA		NA
500-600	NA	NA		NA
600-700	NA	NA		NA
700-800	NA	NA		NA
800-900	NA	NA		NA
900+	NA	NA		NA

Source: Atlantic Stockyard Limited

### Bob Calves (\$ per head)

Calf	Average Price (11-Mar-21)	Average Price (04-Mar-21)		Change (\$ per head)
Good	146	85	↑	61
Average	28	10	↑	18

Source: Atlantic Stockyard Limited

### Lambs (cents per lb)

Lambs (lbs)	Average Price (11-Mar-21)	Average Price (04-Mar-21)		Change (cent per lb)
<50	279	NA		NA
50-64	335	380	↓	-45
65-79	315	340	↓	-25
80-94	295	380	↓	-85
95-109	335	NA		NA
>109	300	285	↑	15

Source: Atlantic Stockyard Limited



## Hogs

	Price (19-Mar-21)	Price (12-Mar-21)		Change
Hog (\$ per 100 kg)	203.87	196.10	↑	7.77
Weaner (\$ 30lb)	49.25	47.00	↑	2.25
Weaner (\$ per lb over)	0.67	0.64	↑	0.03

Source: PEI Hog Board

## Beef (\$ per lb)

	Price (15-Mar-21)	Price (08-Mar-21)		Change (\$ per lb)
AA & AAA	2.35	2.35	→	0

Source: Atlantic Beef Product Inc.

## Lamb Dressed Weight (\$ per kg)

	Price (15-Mar-21)	Price (08-Mar-21)		Change (\$ per kg)
New lamb	13.60	13.40	↑	0.2
Mutton	6.00	6.00	→	0

Source: Northumberland Lamb

# Weekly Agriculture Market Report



Volume 2 Issue 12  
March 25, 2021

## Grains (\$ per tonne)

	Price (22-Mar-21)	Price (17-Mar-21)		Change (\$ per tonne)
Barley	285	285	→	0
Oats#2	250	250	→	0
Barley Extruded	out of stock	out of stock		NA
Mixed Grain (FOB)	NA	NA		NA
Wheat	340	340	→	0
Corn	340	340	→	0
Soybean Meal 48%	745	760	↓	-15
Soybean Extruded	690	690	→	0
Soybean Roasted	700	700	→	0
Soybean Raw	NA	NA		NA

Source: PEI Grains Elevators Corporation

## Atlantic Soy Crop (\$ per tonne)

	Price (25-Mar-21)	Price (18-Mar-21)		Change (\$ per tonne)
PEI Average Board Price	607	596.66	↑	10.34

Source: Sevita International

Note: Premiums above base price \$40.00-\$91.00/MT depend upon variety and grade

## Potatoes (\$ per bag - Avg FOB price)

Bag	Price (24-Mar-21)	Price (17-Mar-21)		Change (\$ per bag)
50 lbs	9.81	12.68	↓	-2.87
10 lbs	2.74	2.69	↑	0.05

Source: PEI Potato Board

### Eggs - Producer Price (\$ per dozen)

Dozen	Price (21-Feb-21)	Price (21-Feb-21)		Change (\$ per doze)
X-Large	2.43	2.43	→	0
A-Large	2.43	2.43	→	0
A-Medium	2.26	2.26	→	0
A-Small	1.82	1.82	→	0

Source: Egg Farmers of PEI

### Feeders (cents per lb)

Steers (lbs)	Average Price (18-Mar-21)	Average Price (11-Mar-21)		Change (cent per lb)
<400	160	NA		NA
400-500	181	NA		NA
500-600	185	NA		NA
600-700	173	NA		NA
700-800	131	NA		NA
800-900	164	NA		NA
900+	NA	NA		NA

Source: Atlantic Stockyard Limited

### Heifers (cents per lb)

Heifers (lbs)	Average Price (18-Mar-21)	Average Price (11-Mar-21)		Change (cent per lb)
<400	141	NA		NA
400-500	151	NA		NA
500-600	144	NA		NA
600-700	151	NA		NA
700-800	145	NA		NA

800-900	139	NA	NA
900+	128	NA	NA

Source: Atlantic Stockyard Limited

### Bob Calves (\$ per head)

Calf	Average Price (18-Mar-21)	Average Price (11-Mar-21)		Change (\$ per head)
Good	151	146	↑	5
Average	36	28	↑	8

Source: Atlantic Stockyard Limited

### Lambs (cents per lb)

Lambs (lbs)	Average Price (18-Mar-21)	Average Price (11-Mar-21)		Change (cent per lb)
<50	305	279	↑	26
50-64	340	335	↑	5
65-79	307	315	↓	-8
80-94	290	295	↓	-5
95-109	NA	335		NA
>109	NA	300		NA

Source: Atlantic Stockyard Limited

## Hogs

	Price (26-Mar-21)	Price (19-Mar-21)		Change
Hog (\$ per 100 kg)	210.03	203.87	↑	6.155
Weaner (\$ 30lb)	51.00	49.25	↑	1.75
Weaner (\$ per lb over)	0.69	0.67	↑	0.02

Source: PEI Hog Board

## Beef (\$ per lb)

	Price (22-Mar-21)	Price (15-Mar-21)		Change (\$ per lb)
AA & AAA	2.34	2.35	↓	-0.01

Source: Atlantic Beef Product Inc.

## Lamb Dressed Weight (\$ per kg)

	Price (22-Mar-21)	Price (15-Mar-21)		Change (\$ per kg)
New lamb	13.80	13.60	↑	0.2
Mutton	6.00	6.00	→	0

Source: Northumberland Lamb

# Weekly Agriculture Market Report



Volume 2 Issue 13  
April 1, 2021

## Grains (\$ per tonne)

	Price (01-Apr-21)	Price (22-Mar-21)		Change (\$ per tonne)
Barley	290	285	↑	5
Oats#2	265	250	↑	15
Barley Extruded	out of stock	out of stock		NA
Mixed Grain (FOB)	NA	NA		NA
Wheat	350	340	↑	10
Corn	350	340	↑	10
Soybean Meal 48%	765	745	↑	20
Soybean Extruded	700	690	↑	10
Soybean Roasted	700	700	→	0
Soybean Raw	NA	NA		NA

Source: PEI Grains Elevators Corporation

## Atlantic Soy Crop (\$ per tonne)

	Price (01-Apr-21)	Price (25-Mar-21)		Change (\$ per tonne)
PEI Average Board Price	599	607	↓	-8

Source: Sevita International

Note: Premiums above base price \$40.00-\$91.00/MT depend upon variety and grade

## Potatoes (\$ per bag - Avg FOB price)

Bag	Price (31-Mar-21)	Price (24-Mar-21)		Change (\$ per bag)
50 lbs	10.01	9.81	↑	0.2
10 lbs	2.9	2.74	↑	0.16

Source: PEI Potato Board

### Eggs - Producer Price (\$ per dozen)

Dozen	Price (21-Feb-21)	Price (21-Feb-21)		Change (\$ per doze)
X-Large	2.43	2.43	→	0
A-Large	2.43	2.43	→	0
A-Medium	2.26	2.26	→	0
A-Small	1.82	1.82	→	0

Source: Egg Farmers of PEI

### Feeders (cents per lb)

Steers (lbs)	Average Price (25-Mar-21)	Average Price (18-Mar-21)		Change (cent per lb)
<400	NA	160		NA
400-500	NA	181		NA
500-600	NA	185		NA
600-700	NA	173		NA
700-800	NA	131		NA
800-900	NA	164		NA
900+	NA	NA		NA

Source: Atlantic Stockyard Limited

### Heifers (cents per lb)

Heifers (lbs)	Average Price (25-Mar-21)	Average Price (18-Mar-21)		Change (cent per lb)
<400	196	141	↑	55
400-500	107	151	↓	-44
500-600	NA	144		NA
600-700	NA	151		NA
700-800	NA	145		NA
800-900	NA	139		NA
900+	NA	128		NA

Source: Atlantic Stockyard Limited

### Bob Calves (\$ per head)

Calf	Average Price (25-Mar-21)	Average Price (18-Mar-21)		Change (\$ per head)
Good	195	151	↑	44
Average	40	36	↑	4

Source: Atlantic Stockyard Limited

### Lambs (cents per lb)

Lambs (lbs)	Average Price (25-Mar-21)	Average Price (18-Mar-21)		Change (cent per lb)
<50	NA	305		NA
50-64	NA	340		NA
65-79	341	307	↑	34
80-94	306	290	↑	16
95-109	287	NA		NA
>109	NA	NA		NA

Source: Atlantic Stockyard Limited



## Hogs

	Price (02-Apr-21)	Price (26-Mar-21)		Change
Hog (\$ per 100 kg)	220.57	210.03	↑	10.545
Weaner (\$ 30lb)	53.25	51.00	↑	2.25
Weaner (\$ per lb over)	0.72	0.69	↑	0.03

Source: PEI Hog Board

## Beef (\$ per lb)

	Price (29-Mar-21)	Price (22-Mar-21)		Change (\$ per lb)
AA & AAA	2.33	2.34	↓	-0.01

Source: Atlantic Beef Product Inc.

## Lamb Dressed Weight (\$ per kg)

	Price (29-Mar-21)	Price (22-Mar-21)		Change (\$ per kg)
New lamb	14.00	13.80	↑	0.2
Mutton	6.00	6.00	→	0

Source: Northumberland Lamb

# Weekly Agriculture Market Report



Volume 2 Issue 14  
April 8, 2021

## Grains (\$ per tonne)

	Price (01-Apr-21)	Price (01-Apr-21)		Change (\$ per tonne)
Barley	290	290	→	0
Oats#2	265	265	→	0
Barley Extruded	out of stock	out of stock		NA
Mixed Grain (FOB)	NA	NA		NA
Wheat	350	350	→	0
Corn	350	350	→	0
Soybean Meal 48%	765	765	→	0
Soybean Extruded	700	700	→	0
Soybean Roasted	700	700	→	0
Soybean Raw	NA	NA		NA

Source: PEI Grains Elevators Corporation

## Atlantic Soy Crop (\$ per tonne)

	Price (08-Apr-21)	Price (01-Apr-21)		Change (\$ per tonne)
PEI Average Board Price	606.45	599	↑	7.45

Source: Sevita International

Note: Premiums above base price \$40.00-\$91.00/MT depend upon variety and grade

## Potatoes (\$ per bag - Avg FOB price)

Bag	Price (7-Apr-21)	Price (31-Mar-21)		Change (\$ per bag)
50 lbs	9.94	10.01	↓	-0.07
10 lbs	2.92	2.9	↑	0.02

Source: PEI Potato Board

### Eggs - Producer Price (\$ per dozen)

Dozen	Price (21-Feb-21)	Price (21-Feb-21)		Change (\$ per doze)
X-Large	2.43	2.43	→	0
A-Large	2.43	2.43	→	0
A-Medium	2.26	2.26	→	0
A-Small	1.82	1.82	→	0

Source: Egg Farmers of PEI

### Feeders (cents per lb)

Steers (lbs)	Price (01-Apr-21)	Average Price (25-Mar-21)		Change (cent per lb)
<400	NA	NA		NA
400-500	NA	NA		NA
500-600	NA	NA		NA
600-700	NA	NA		NA
700-800	NA	NA		NA
800-900	NA	NA		NA
900+	NA	NA		NA

Source: Atlantic Stockyard Limited

### Heifers (cents per lb)

Heifers (lbs)	Price (01-Apr-21)	Average Price (25-Mar-21)		Change (cent per lb)
<400	NA	196		NA
400-500	NA	107		NA
500-600	NA	NA		NA
600-700	NA	NA		NA
700-800	NA	NA		NA
800-900	NA	NA		NA
900+	NA	NA		NA

Source: Atlantic Stockyard Limited

### Bob Calves (\$ per head)

Calf	Price (01-Apr-21)	Average Price (25-Mar-21)		Change (\$ per head)
Good	155	195	↓	-40
Average	19	40	↓	-21

Source: Atlantic Stockyard Limited

### Lambs (cents per lb)

Lambs (lbs)	Price (01-Apr-21)	Average Price (25-Mar-21)		Change (cent per lb)
<50	NA	NA		NA
50-64	NA	NA		NA
65-79	NA	341		NA
80-94	353	306	↑	47
95-109	NA	287		NA
>109	NA	NA		NA

Source: Atlantic Stockyard Limited

## Hogs

	Price (09-Apr-21)	Price (02-Apr-21)		Change
Hog (\$ per 100 kg)	230.71	220.57	↑	10.14
Weaner (\$ 30lb)	55.50	53.25	↑	2.25
Weaner (\$ per lb over)	0.75	0.72	↑	0.03

Source: PEI Hog Board

## Beef (\$ per lb)

	Price (05-Apr-21)	Price (29-Mar-21)		Change (\$ per lb)
AA & AAA	2.33	2.33	→	0

Source: Atlantic Beef Product Inc.

## Lamb Dressed Weight (\$ per kg)

	Price (07-Apr-21)	Price (29-Mar-21)		Change (\$ per kg)
New lamb	14.20	14.00	↑	0.2
Mutton	6.00	6.00	→	0

Source: Northumberland Lamb

# Weekly Agriculture Market Report



Volume 2 Issue 15  
April 15, 2021

## Grains (\$ per tonne)

	Price (01-Apr-21)	Price (01-Apr-21)		Change (\$ per tonne)
Barley	290	290	→	0
Oats#2	265	265	→	0
Barley Extruded	out of stock	out of stock		NA
Mixed Grain (FOB)	NA	NA		NA
Wheat	350	350	→	0
Corn	350	350	→	0
Soybean Meal 48%	765	765	→	0
Soybean Extruded	700	700	→	0
Soybean Roasted	700	700	→	0
Soybean Raw	NA	NA		NA

Source: PEI Grains Elevators Corporation

## Atlantic Soy Crop (\$ per tonne)

	Price (15-Apr-21)	Price (08-Apr-21)		Change (\$ per tonne)
PEI Average Board Price	597.38	606.45	↓	-9.07

Source: Sevita International

Note: Premiums above base price \$40.00-\$91.00/MT depend upon variety and grade

## Potatoes (\$ per bag - Avg FOB price)

Bag	Price (14-Apr-21)	Price (7-Apr-21)		Change (\$ per bag)
50 lbs	12.1	9.94	↑	2.16
10 lbs	2.91	2.92	↓	-0.01

Source: PEI Potato Board

### Eggs - Producer Price (\$ per dozen)

Dozen	Price (21-Feb-21)	Price (21-Feb-21)		Change (\$ per doze)
X-Large	2.43	2.43	⇒	0
A-Large	2.43	2.43	⇒	0
A-Medium	2.26	2.26	⇒	0
A-Small	1.82	1.82	⇒	0

Source: Egg Farmers of PEI

### Feeders (cents per lb)

Steers (lbs)	Price (08-Apr-21)	Price (01-Apr-21)		Change (cent per lb)
<400	NA	NA		NA
400-500	NA	NA		NA
500-600	NA	NA		NA
600-700	NA	NA		NA
700-800	NA	NA		NA
800-900	NA	NA		NA
900+	NA	NA		NA

Source: Atlantic Stockyard Limited

### Heifers (cents per lb)

Heifers (lbs)	Price (08-Apr-21)	Price (01-Apr-21)		Change (cent per lb)
<400	NA	NA		NA
400-500	NA	NA		NA
500-600	NA	NA		NA
600-700	153	NA		NA
700-800	NA	NA		NA
800-900	NA	NA		NA
900+	NA	NA		NA

Source: Atlantic Stockyard Limited

### Bob Calves (\$ per head)

Calf	Price (08-Apr-21)	Price (01-Apr-21)		Change (\$ per head)
Good	216	155	↑	61
Average	62	19	↑	43

Source: Atlantic Stockyard Limited

### Lambs (cents per lb)

Lambs (lbs)	Price (08-Apr-21)	Price (01-Apr-21)		Change (cent per lb)
<50	NA	NA		NA
50-64	390	NA		NA
65-79	395	NA		NA
80-94	NA	353		NA
95-109	NA	NA		NA
>109	NA	NA		NA

Source: Atlantic Stockyard Limited



## Hogs

	Price (16-Apr-21)	Price (09-Apr-21)		Change
Hog (\$ per 100 kg)	235.22	230.71	↑	4.51
Weaner (\$ 30lb)	57.50	55.50	↑	2
Weaner (\$ per lb over)	0.78	0.75	↑	0.03

Source: PEI Hog Board

## Beef (\$ per lb)

	Price (12-Apr-21)	Price (05-Apr-21)		Change (\$ per lb)
AA & AAA	2.33	2.33	→	0

Source: Atlantic Beef Product Inc.

## Lamb Dressed Weight (\$ per kg)

	Price (11-Apr-21)	Price (07-Apr-21)		Change (\$ per kg)
New lamb	14.40	14.20	↑	0.2
Mutton	6.00	6.00	→	0

Source: Northumberland Lamb

# Weekly Agriculture Market Report



Volume 2 Issue 16  
April 22, 2021

## Grains (\$ per tonne)

	Price (01-Apr-21)	Price (01-Apr-21)		Change (\$ per tonne)
Barley	290	290	→	0
Oats#2	265	265	→	0
Barley Extruded	out of stock	out of stock		NA
Mixed Grain (FOB)	NA	NA		NA
Wheat	350	350	→	0
Corn	350	350	→	0
Soybean Meal 48%	765	765	→	0
Soybean Extruded	700	700	→	0
Soybean Roasted	700	700	→	0
Soybean Raw	NA	NA		NA

Source: PEI Grains Elevators Corporation

## Atlantic Soy Crop (\$ per tonne)

	Price (22-Apr-21)	Price (15-Apr-21)		Change (\$ per tonne)
PEI Average Board Price	643.95	597.38	↑	46.57

Source: Sevita International

Note: Premiums above base price \$40.00-\$91.00/MT depend upon variety and grade

## Potatoes (\$ per bag - Avg FOB price)

Bag	Price (21-Apr-21)	Price (14-Apr-21)		Change (\$ per bag)
50 lbs	9.56	12.1	↓	-2.54
10 lbs	2.88	2.91	↓	-0.03

Source: PEI Potato Board

### Eggs - Producer Price (\$ per dozen)

Dozen	Price (18-Apr-21)	Price (21-Feb-21)		Change (\$ per doze)
X-Large	2.43	2.43	⇒	0
A-Large	2.43	2.43	⇒	0
A-Medium	2.26	2.26	⇒	0
A-Small	1.82	1.82	⇒	0

Source: Egg Farmers of PEI

### Feeders (cents per lb)

Steers (lbs)	Price (15-Apr-21)	Price (08-Apr-21)		Change (cent per lb)
<400	NA	NA		NA
400-500	NA	NA		NA
500-600	NA	NA		NA
600-700	NA	NA		NA
700-800	NA	NA		NA
800-900	NA	NA		NA
900+	NA	NA		NA

Source: Atlantic Stockyard Limited

### Heifers (cents per lb)

Heifers (lbs)	Price (15-Apr-21)	Price (08-Apr-21)		Change (cent per lb)
<400	NA	NA		NA
400-500	NA	NA		NA
500-600	NA	NA		NA
600-700	NA	153		NA
700-800	124	NA		NA
800-900	NA	NA		NA
900+	NA	NA		NA

Source: Atlantic Stockyard Limited

### Bob Calves (\$ per head)

Calf	Price (15-Apr-21)	Price (08-Apr-21)		Change (\$ per head)
Good	131	216	↓	-85
Average	37	62	↓	-25

Source: Atlantic Stockyard Limited

### Lambs (cents per lb)

Lambs (lbs)	Price (15-Apr-21)	Price (08-Apr-21)		Change (cent per lb)
<50	NA	NA		NA
50-64	380	390	↓	-10
65-79	405	395	↑	10
80-94	407	NA		NA
95-109	423	NA		NA
>109	NA	NA		NA

Source: Atlantic Stockyard Limited

## Hogs

	Price (23-Apr-21)	Price (16-Apr-21)		Change
Hog (\$ per 100 kg)	239.29	235.22	↑	4.07
Weaner (\$ 30lb)	59.50	57.50	↑	2
Weaner (\$ per lb over)	0.81	0.78	↑	0.03

Source: PEI Hog Board

## Beef (\$ per lb)

	Price (19-Apr-21)	Price (12-Apr-21)		Change (\$ per lb)
AA & AAA	2.38	2.33	↑	0.05

Source: Atlantic Beef Product Inc.

## Lamb Dressed Weight (\$ per kg)

	Price (19-Apr-21)	Price (11-Apr-21)		Change (\$ per kg)
New lamb	14.60	14.40	↑	0.2
Mutton	6.00	6.00	→	0

Source: Northumberland Lamb

# Weekly Agriculture Market Report



Volume 2 Issue 17  
April 29, 2021

## Grains (\$ per tonne)

	Price (28-Apr-21)	Price (01-Apr-21)		Change (\$ per tonne)
Barley	290	290	→	0
Oats#2	265	265	→	0
Barley Extruded	out of stock	out of stock		NA
Mixed Grain (FOB)	NA	NA		NA
Wheat	375	350	↑	25
Corn	375	350	↑	25
Soybean Meal 48%	770	765	↑	5
Soybean Extruded	720	700	↑	20
Soybean Roasted	730	700	↑	30
Soybean Raw	NA	NA		NA

Source: PEI Grains Elevators Corporation

## Atlantic Soy Crop (\$ per tonne)

	Price (29-Apr-21)	Price (22-Apr-21)		Change (\$ per tonne)
PEI Average Board Price	633.59	643.95	↓	-10.36

Source: Sevita International

Note: Premiums above base price \$40.00-\$91.00/MT depend upon variety and grade

## Potatoes (\$ per bag - Avg FOB price)

Bag	Price (28-Apr-21)	Price (21-Apr-21)		Change (\$ per bag)
50 lbs	9.64	9.56	↑	0.08
10 lbs	2.95	2.88	↑	0.07

Source: PEI Potato Board

### Eggs - Producer Price (\$ per dozen)

Dozen	Price (18-Apr-21)	Price (18-Apr-21)		Change (\$ per doze)
X-Large	2.43	2.43	⇒	0
A-Large	2.43	2.43	⇒	0
A-Medium	2.26	2.26	⇒	0
A-Small	1.82	1.82	⇒	0

Source: Egg Farmers of PEI

### Feeders (cents per lb)

Steers (lbs)	Price (22-Apr-21)	Price (15-Apr-21)		Change (cent per lb)
<400	NA	NA		NA
400-500	NA	NA		NA
500-600	NA	NA		NA
600-700	NA	NA		NA
700-800	NA	NA		NA
800-900	NA	NA		NA
900+	NA	NA		NA



Source: Atlantic Stockyard Limited

### Heifers (cents per lb)

Heifers (lbs)	Price (22-Apr-21)	Price (15-Apr-21)		Change (cent per lb)
<400	NA	NA		NA
400-500	NA	NA		NA
500-600	NA	NA		NA
600-700	NA	NA		NA
700-800	NA	124		NA
800-900	NA	NA		NA
900+	NA	NA		NA


Source: Atlantic Stockyard Limited

### Bob Calves (\$ per head)

Calf	Price (22-Apr-21)	Price (15-Apr-21)		Change (\$ per head)
Good	217	131		86
Average	22	37		-15

Source: Atlantic Stockyard Limited

### Lambs (cents per lb)

Lambs (lbs)	Price (22-Apr-21)	Price (15-Apr-21)		Change (cent per lb)
<50	NA	NA		NA
50-64	386	380		6
65-79	385	405		-20
80-94	348	407		-59
95-109	NA	423		NA
>109	333	NA		NA

Source: Atlantic Stockyard Limited



## Hogs

	Price (30-Apr-21)	Price (23-Apr-21)		Change
Hog (\$ per 100 kg)	245.33	239.29	↑	6.04
Weaner (\$ 30lb)	61.25	59.50	↑	1.75
Weaner (\$ per lb over)	0.83	0.81	↑	0.02

Source: PEI Hog Board

## Beef (\$ per lb)

	Price (26-Apr-21)	Price (19-Apr-21)		Change (\$ per lb)
AA & AAA	2.41	2.38	↑	0.03

Source: Atlantic Beef Product Inc.

## Lamb Dressed Weight (\$ per kg)

	Price (26-Apr-21)	Price (19-Apr-21)		Change (\$ per kg)
New lamb	15.00	14.60	↑	0.4
Mutton	6.00	6.00	→	0

Source: Northumberland Lamb

# Weekly Agriculture Market Report



Volume 2 Issue 18  
May 6, 2021

## Grains (\$ per tonne)

	Price (6-May-21)	Price (28-Apr-21)		Change (\$ per tonne)
Barley	290	290	→	0
Oats#2	265	265	→	0
Barley Extruded	out of stock	out of stock		NA
Mixed Grain (FOB)	NA	NA		NA
Wheat	375	375	→	0
Corn	385	375	↑	10
Soybean Meal 48%	780	770	↑	10
Soybean Extruded	740	720	↑	20
Soybean Roasted	750	730	↑	20
Soybean Raw	NA	NA		NA

Source: PEI Grains Elevators Corporation

## Atlantic Soy Crop (\$ per tonne)

	Price (6-May-21)	Price (29-Apr-21)		Change (\$ per tonne)
PEI Average Board Price	650.77	633.59	↑	17.18

Source: Sevita International

Note: Premiums above base price \$40.00-\$91.00/MT depend upon variety and grade

## Potatoes (\$ per bag - Avg FOB price)

Bag	Price (5-May-21)	Price (28-Apr-21)		Change (\$ per bag)
50 lbs	13.05	9.64	↑	3.41
10 lbs	2.85	2.95	↓	-0.1

Source: PEI Potato Board

### Eggs - Producer Price (\$ per dozen)

Dozen	Price (18-Apr-21)	Price (18-Apr-21)		Change (\$ per doze)
X-Large	2.43	2.43	→	0
A-Large	2.43	2.43	→	0
A-Medium	2.26	2.26	→	0
A-Small	1.82	1.82	→	0

Source: Egg Farmers of PEI

### Feeders (cents per lb)

Steers (lbs)	Price (29-Apr-21)	Price (22-Apr-21)		Change (cent per lb)
<400	NA	NA		NA
400-500	NA	NA		NA
500-600	NA	NA		NA
600-700	NA	NA		NA
700-800	NA	NA		NA
800-900	NA	NA		NA
900+	NA	NA		NA

Source: Atlantic Stockyard Limited

### Heifers (cents per lb)

Heifers (lbs)	Price (29-Apr-21)	Price (22-Apr-21)		Change (cent per lb)
<400	NA	NA		NA
400-500	NA	NA		NA
500-600	141	NA		NA
600-700	NA	NA		NA
700-800	85	NA		NA
800-900	NA	NA		NA
900+	NA	NA		NA

Source: Atlantic Stockyard Limited

### Bob Calves (\$ per head)

Calf	Price (29-Apr-21)	Price (22-Apr-21)		Change (\$ per head)
Good	232	217	↑	15
Average	28	22	↑	6

Source: Atlantic Stockyard Limited

### Lambs (cents per lb)

Lambs (lbs)	Price (29-Apr-21)	Price (22-Apr-21)		Change (cent per lb)
<50	NA	NA		NA
50-64	355	386	↓	-31
65-79	333	385	↓	-52
80-94	320	348	↓	-28
95-109	315	NA		NA
>109	300	333	↓	-33

Source: Atlantic Stockyard Limited

## Hogs

	Price (7-May-21)	Price (30-Apr-21)		Change
Hog (\$ per 100 kg)	245.64	245.33	↑	0.31
Weaner (\$ 30lb)	62.25	61.25	↑	1
Weaner (\$ per lb over)	0.84	0.83	↑	0.01

Source: PEI Hog Board

## Beef (\$ per lb)

	Price (3-May-21)	Price (26-Apr-21)		Change (\$ per lb)
AA & AAA	2.41	2.41	→	0

Source: Atlantic Beef Product Inc.

## Lamb Dressed Weight (\$ per kg)

	3-May-21	Price (26-Apr-21)		Change (\$ per kg)
New lamb	15.40	15.00	↑	0.4
Mutton	6.00	6.00	→	0

Source: Northumberland Lamb

# Weekly Agriculture Market Report



Volume 2 Issue 19  
May 13, 2021

## Grains (\$ per tonne)

	Price (13-May-21)	Price (6-May-21)		Change (\$ per tonne)
Barley	290	290	→	0
Oats#2	265	265	→	0
Barley Extruded	out of stock	out of stock		NA
Mixed Grain (FOB)	NA	NA		NA
Wheat	390	375	↑	15
Corn	400	385	↑	15
Soybean Meal 48%	795	780	↑	15
Soybean Extruded	750	740	↑	10
Soybean Roasted	760	750	↑	10
Soybean Raw	NA	NA		NA

Source: PEI Grains Elevators Corporation

## Atlantic Soy Crop (\$ per tonne)

	Price (13-May-21)	Price (6-May-21)		Change (\$ per tonne)
PEI Average Board Price	669.07	650.77	↑	18.3

Source: Sevita International

Note: Premiums above base price \$40.00-\$91.00/MT depend upon variety and grade

## Potatoes (\$ per bag - Avg FOB price)

Bag	Price (12-May-21)	Price (5-May-21)		Change (\$ per bag)
50 lbs	10.13	13.05	↓	-2.92
10 lbs	2.86	2.85	↑	0.01

Source: PEI Potato Board

### Eggs - Producer Price (\$ per dozen)

Dozen	Price (16-May-21)	Price (18-Apr-21)		Change (\$ per doze)
X-Large	2.43	2.43	⇒	0
A-Large	2.43	2.43	⇒	0
A-Medium	2.26	2.26	⇒	0
A-Small	1.82	1.82	⇒	0

Source: Egg Farmers of PEI

### Feeders (cents per lb)

Steers (lbs)	Price (6-May-21)	Price (29-Apr-21)		Change (cent per lb)
<400	NA	NA		NA
400-500	NA	NA		NA
500-600	NA	NA		NA
600-700	180	NA		NA
700-800	NA	NA		NA
800-900	NA	NA		NA
900+	NA	NA		NA

Source: Atlantic Stockyard Limited

### Heifers (cents per lb)

Heifers (lbs)	Price (6-May-21)	Price (29-Apr-21)		Change (cent per lb)
<400	172	NA		NA
400-500	NA	NA		NA
500-600	168	141	↑	27
600-700	NA	NA		NA
700-800	NA	85		NA
800-900	NA	NA		NA
900+	NA	NA		NA

Source: Atlantic Stockyard Limited

### Bob Calves (\$ per head)

Calf	Price (6-May-21)	Price (29-Apr-21)		Change (\$ per head)
Good	246	232	↑	14
Average	47	28	↑	19

Source: Atlantic Stockyard Limited

### Lambs (cents per lb)

Lambs (lbs)	Price (6-May-21)	Price (29-Apr-21)		Change (cent per lb)
<50	NA	NA		NA
50-64	NA	355		NA
65-79	316	333	↓	-17
80-94	370	320	↑	50
95-109	375	315	↑	60
>109	NA	300		NA

Source: Atlantic Stockyard Limited



## Hogs

	Price (14-May-21)	Price (7-May-21)		Change
Hog (\$ per 100 kg)	246.30	245.64	↑	0.66
Weaner (\$ 30lb)	63.00	62.25	↑	0.75
Weaner (\$ per lb over)	0.85	0.84	↑	0.01

Source: PEI Hog Board

## Beef (\$ per lb)

	Price (10-May-21)	Price (3-May-21)		Change (\$ per lb)
AA & AAA	2.45	2.41	↑	0.04

Source: Atlantic Beef Product Inc.

## Lamb Dressed Weight (\$ per kg)

	13-May-21	3-May-21		Change (\$ per kg)
New lamb	15.40	15.40	→	0
Mutton	6.00	6.00	→	0

Source: Northumberland Lamb

# Weekly Agriculture Market Report



Volume 2 Issue 20  
May 20, 2021

## Grains (\$ per tonne)

	Price (21-May-21)	Price (13-May-21)		Change (\$ per tonne)
Barley	290	290	→	0
Oats#2	270	265	↑	5
Barley Extruded	out of stock	out of stock		NA
Mixed Grain (FOB)	NA	NA		NA
Wheat	390	390	→	0
Corn	400	400	→	0
Soybean Meal 48%	770	795	↓	-25
Soybean Extruded	750	750	→	0
Soybean Roasted	760	760	→	0
Soybean Raw	NA	NA		NA

Source: PEI Grains Elevators Corporation

## Atlantic Soy Crop (\$ per tonne)

	Price (20-May-21)	Price (13-May-21)		Change (\$ per tonne)
PEI Average Board Price	629.74	669.07	↓	-39.33

Source: Sevita International

Note: Premiums above base price \$40.00-\$91.00/MT depend upon variety and grade

## Potatoes (\$ per bag - Avg FOB price)

Bag	Price (19-May-21)	Price (12-May-21)		Change (\$ per bag)
50 lbs	12.43	10.13	↑	2.3
10 lbs	2.92	2.86	↑	0.06

Source: PEI Potato Board

### Eggs - Producer Price (\$ per dozen)

Dozen	Price (16-May-21)	Price (16-May-21)		Change (\$ per doze)
X-Large	2.43	2.43	→	0
A-Large	2.43	2.43	→	0
A-Medium	2.26	2.26	→	0
A-Small	1.82	1.82	→	0

Source: Egg Farmers of PEI

### Feeders (cents per lb)

Steers (lbs)	Price (13-May-21)	Price (6-May-21)		Change (cent per lb)
<400	88	NA		NA
400-500	NA	NA		NA
500-600	NA	NA		NA
600-700	NA	180		NA
700-800	NA	NA		NA
800-900	NA	NA		NA
900+	NA	NA		NA

Source: Atlantic Stockyard Limited

### Heifers (cents per lb)

Heifers (lbs)	Price (13-May-21)	Price (6-May-21)		Change (cent per lb)
<400	101	172	↓	-71
400-500	NA	NA		NA
500-600	NA	168		NA
600-700	NA	NA		NA
700-800	85	NA		NA
800-900	76	NA		NA
900+	86	NA		NA

Source: Atlantic Stockyard Limited

### Bob Calves (\$ per head)

Calf	Price (13-May-21)	Price (6-May-21)		Change (\$ per head)
Good	173	246	↓	-73
Average	53	47	↑	6

Source: Atlantic Stockyard Limited

### Lambs (cents per lb)

Lambs (lbs)	Price (13-May-21)	Price (6-May-21)		Change (cent per lb)
<50	NA	NA		NA
50-64	355	NA		NA
65-79	NA	316		NA
80-94	336	370	↓	-34
95-109	338	375	↓	-37
>109	NA	NA		NA

Source: Atlantic Stockyard Limited

## Hogs

	Price (21-May-21)	Price (14-May-21)		Change
Hog (\$ per 100 kg)	249.38	246.30	↑	3.08
Weaner (\$ 30lb)	63.75	63.00	↑	0.75
Weaner (\$ per lb over)	0.86	0.85	↑	0.01

Source: PEI Hog Board

## Beef (\$ per lb)

	Price (17-May-21)	Price (10-May-21)		Change (\$ per lb)
AA & AAA	2.45	2.45	→	0

Source: Atlantic Beef Product Inc.

## Lamb Dressed Weight (\$ per kg)

	20-May-21	13-May-21		Change (\$ per kg)
New lamb	15.40	15.40	→	0
Mutton	6.00	6.00	→	0

Source: Northumberland Lamb

# Weekly Agriculture Market Report



Volume 2 Issue 21  
May 27, 2021

## Grains (\$ per tonne)

	Price (27-May-21)	Price (21-May-21)		Change (\$ per tonne)
Barley	290	290	→	0
Oats#2	270	270	→	0
Barley Extruded	out of stock	out of stock		NA
Mixed Grain (FOB)	NA	NA		NA
Wheat	390	390	→	0
Corn	400	400	→	0
Soybean Meal 48%	750	770	↓	-20
Soybean Extruded	750	750	→	0
Soybean Roasted	760	760	→	0
Soybean Raw	NA	NA		NA

Source: PEI Grains Elevators Corporation

## Atlantic Soy Crop (\$ per tonne)

	Price (27-May-21)	Price (20-May-21)		Change (\$ per tonne)
PEI Average Board Price	623.42	629.74	↓	-6.32

Source: Sevita International

Note: Premiums above base price \$40.00-\$91.00/MT depend upon variety and grade

## Potatoes (\$ per bag - Avg FOB price)

Bag	Price (26-May-21)	Price (19-May-21)		Change (\$ per bag)
50 lbs	9.33	12.43	↓	-3.1
10 lbs	2.88	2.92	↓	-0.04

Source: PEI Potato Board

### Eggs - Producer Price (\$ per dozen)

Dozen	Price (16-May-21)	Price (16-May-21)	Change (\$ per doze)
X-Large	2.43	2.43	⇒ 0
A-Large	2.43	2.43	⇒ 0
A-Medium	2.26	2.26	⇒ 0
A-Small	1.82	1.82	⇒ 0

Source: Egg Farmers of PEI

### Feeders (cents per lb)

Steers (lbs)	Price (20-May-21)	Price (13-May-21)	Change (cent per lb)
<400	NA	88	NA
400-500	NA	NA	NA
500-600	164	NA	NA
600-700	NA	NA	NA
700-800	NA	NA	NA
800-900	NA	NA	NA
900+	NA	NA	NA

Source: Atlantic Stockyard Limited

### Heifers (cents per lb)

Heifers (lbs)	Price (20-May-21)	Price (13-May-21)	Change (cent per lb)
<400	NA	101	NA
400-500	NA	NA	NA
500-600	NA	NA	NA
600-700	NA	NA	NA
700-800	NA	85	NA
800-900	NA	76	NA
900+	NA	86	NA

Source: Atlantic Stockyard Limited

### Bob Calves (\$ per head)

Calf	Price (20-May-21)	Price (13-May-21)		Change (\$ per head)
Good	155	173	↓	-18
Average	35	53	↓	-18

Source: Atlantic Stockyard Limited

### Lambs (cents per lb)

Lambs (lbs)	Price (20-May-21)	Price (13-May-21)		Change (cent per lb)
<50	NA	NA		NA
50-64	NA	355		NA
65-79	395	NA		NA
80-94	345	336	↑	9
95-109	NA	338		NA
>109	NA	NA		NA

Source: Atlantic Stockyard Limited



## Hogs

	Price (28-May-21)	Price (21-May-21)		Change
Hog (\$ per 100 kg)	250.27	249.38	↑	0.89
Weaner (\$ 30lb)	64.00	63.75	↑	0.25
Weaner (\$ per lb over)	0.87	0.86	↑	0.01

Source: PEI Hog Board

## Beef (\$ per lb)

	Price (24-May-21)	Price (17-May-21)		Change (\$ per lb)
AA & AAA	2.48	2.45	↑	0.03

Source: Atlantic Beef Product Inc.

## Lamb Dressed Weight (\$ per kg)

	27-May-21	20-May-21		Change (\$ per kg)
New lamb	15.40	15.40	→	0
Mutton	6.00	6.00	→	0

Source: Northumberland Lamb

# Weekly Agriculture Market Report



Volume 2 Issue 22  
June 3, 2021

## Grains (\$ per tonne)

	Price (31-May-21)	Price (27-May-21)		Change (\$ per tonne)
Barley	290	290	→	0
Oats#2	270	270	→	0
Barley Extruded	out of stock	out of stock		NA
Mixed Grain (FOB)	NA	NA		NA
Wheat	390	390	→	0
Corn	400	400	→	0
Soybean Meal 48%	720	750	↓	-30
Soybean Extruded	750	750	→	0
Soybean Roasted	760	760	→	0
Soybean Raw	NA	NA		NA

Source: PEI Grains Elevators Corporation

## Atlantic Soy Crop (\$ per tonne)

	Price (3-Jun-21)	Price (27-May-21)		Change (\$ per tonne)
PEI Average Board Price	647.65	623.42	↑	24.23

Source: Sevita International

Note: Premiums above base price \$40.00-\$91.00/MT depend upon variety and grade

## Potatoes (\$ per bag - Avg FOB price)

Bag	Price (2-Jun-21)	Price (26-May-21)		Change (\$ per bag)
50 lbs	10.80	9.33	↑	1.47
10 lbs	2.87	2.88	↓	-0.01

Source: PEI Potato Board

**Eggs - Producer Price (\$ per dozen)**

XXXX

Dozen	Price (16-May-21)	Price (16-May-21)	Change (\$ per doze)
X-Large	2.43	2.43	→ 0
A-Large	2.43	2.43	→ 0
A-Medium	2.26	2.26	→ 0
A-Small	1.82	1.82	→ 0

Source: Egg Farmers of PEI

**Feeders (cents per lb)**

Steers (lbs)	Price (27-May-21)	Price (20-May-21)	Change (cent per lb)
<400	NA	NA	NA
400-500	132	NA	NA
500-600	NA	164	NA
600-700	NA	NA	NA
700-800	NA	NA	NA
800-900	NA	NA	NA
900+	NA	NA	NA

Source: Atlantic Stockyard Limited

**Heifers (cents per lb)**

Heifers (lbs)	Price (27-May-21)	Price (20-May-21)	Change (cent per lb)
<400	116	NA	NA
400-500	174	NA	NA
500-600	123	NA	NA
600-700	157	NA	NA
700-800	127	NA	NA
800-900	NA	NA	NA
900+	NA	NA	NA

Source: Atlantic Stockyard Limited

**Bob Calves (\$ per head)**

Calf	Price (27-May-21)	Price (20-May-21)		Change (\$ per head)
Good	135	155	↓	-20
Average	11	35	↓	-24

Source: Atlantic Stockyard Limited

**Lambs (cents per lb)**

Lambs (lbs)	Price (27-May-21)	Price (20-May-21)		Change (cent per lb)
<50	NA	NA		NA
50-64	375	NA		NA
65-79	365	395	↓	-30
80-94	316	345	↓	-29
95-109	295	NA		NA
>109	NA	NA		NA

Source: Atlantic Stockyard Limited

## Hogs

	Price (4-Jun-21)	Price (28-May-21)		Change
Hog (\$ per 100 kg)	253.09	250.27	↑	2.82
Weaner (\$ 30lb)	64.50	64.00	↑	0.5
Weaner (\$ per lb over)	0.87	0.87	→	0

Source: PEI Hog Board

## Beef (\$ per lb)

	Price (31-May-21)	Price (24-May-21)		Change (\$ per lb)
AA & AAA	2.48	2.48	→	0

Source: Atlantic Beef Product Inc.

## Lamb Dressed Weight (\$ per kg)

	6-Jun-21	27-May-21		Change (\$ per kg)
New lamb	15.20	15.40	↓	-0.2
Mutton	6.00	6.00	→	0

Source: Northumberland Lamb

# Weekly Agriculture Market Report



Volume 2 Issue 23  
June 10, 2021

## Grains (\$ per tonne)

	Price (7-June-21)	Price (31-May-21)		Change (\$ per tonne)
Barley	295	290	↑	5
Oats#2	270	270	→	0
Barley Extruded	out of stock	out of stock		NA
Mixed Grain (FOB)	NA	NA		NA
Wheat	390	390	→	0
Corn	420	400	↑	20
Soybean Meal 48%	725	720	↑	5
Soybean Extruded	750	750	→	0
Soybean Roasted	760	760	→	0
Soybean Raw	NA	NA		NA

Source: PEI Grains Elevators Corporation

## Atlantic Soy Crop (\$ per tonne)

	Price (10-Jun-21)	Price (3-Jun-21)		Change (\$ per tonne)
PEI Average Board Price	637.93	647.65	↓	-9.72

Source: Sevita International

Note: Premiums above base price \$40.00-\$91.00/MT depend upon variety and grade

## Potatoes (\$ per bag - Avg FOB price)

Bag	Price (9-Jun-21)	Price (2-Jun-21)		Change (\$ per bag)
50 lbs	12.41	10.80	↑	1.61
10 lbs	2.78	2.87	↓	-0.09

Source: PEI Potato Board

### Eggs - Producer Price (\$ per dozen)

Dozen	Price (13-June-21)	Price (16-May-21)		Change (\$ per doze)
X-Large	2.43	2.43	→	0
A-Large	2.43	2.43	→	0
A-Medium	2.26	2.26	→	0
A-Small	1.82	1.82	→	0

Source: Egg Farmers of PEI

### Feeders (cents per lb)

Steers (lbs)	Price (03-June-21)	Price (27-May-21)		Change (cent per lb)
<400	NA	NA		NA
400-500	NA	132		NA
500-600	NA	NA		NA
600-700	159	NA		NA
700-800	NA	NA		NA
800-900	NA	NA		NA
900+	NA	NA		NA

Source: Atlantic Stockyard Limited

### Heifers (cents per lb)

Heifers (lbs)	Price (03-June-21)	Price (27-May-21)		Change (cent per lb)
<400	NA	116		NA
400-500	128	174	↓	-46
500-600	NA	123		NA
600-700	NA	157		NA
700-800	NA	127		NA
800-900	NA	NA		NA
900+	NA	NA		NA

Source: Atlantic Stockyard Limited

### Bob Calves (\$ per head)

Calf	Price (03-June-21)	Price (27-May-21)		Change (\$ per head)
Good	200	135	↑	65
Average	27	11	↑	16

Source: Atlantic Stockyard Limited

### Lambs (cents per lb)

Lambs (lbs)	Price (03-June-21)	Price (27-May-21)		Change (cent per lb)
<50	NA	NA		NA
50-64	300	375	↓	-75
65-79	300	365	↓	-65
80-94	280	316	↓	-36
95-109	263	295	↓	-32
>109	NA	NA		NA

Source: Atlantic Stockyard Limited



## Hogs

	Price (11-Jun-21)	Price (4-Jun-21)		Change
Hog (\$ per 100 kg)	255.81	253.09	↑	2.72
Weaner (\$ 30lb)	65.00	64.50	↑	0.5
Weaner (\$ per lb over)	0.88	0.87	↑	0.01

Source: PEI Hog Board

## Beef (\$ per lb)

	Price (07-June-21)	Price (31-May-21)		Change (\$ per lb)
AA & AAA	2.53	2.48	↑	0.05

Source: Atlantic Beef Product Inc.

## Lamb Dressed Weight (\$ per kg)

	13-Jun-21	6-Jun-21		Change (\$ per kg)
New lamb	15.00	15.20	↓	-0.2
Mutton	6.00	6.00	→	0

Source: Northumberland Lamb

# Weekly Agriculture Market Report



Volume 2 Issue 24  
June 17, 2021

## Grains (\$ per tonne)

	Price (16-June-21)	Price (7-June-21)		Change (\$ per tonne)
Barley	295	295	→	0
Oats#2	270	270	→	0
Barley Extruded	out of stock	out of stock		NA
Mixed Grain (FOB)	NA	NA		NA
Wheat	380	390	↓	-10
Corn	450	420	↑	30
Soybean Meal 48%	720	725	↓	-5
Soybean Extruded	750	750	→	0
Soybean Roasted	760	760	→	0
Soybean Raw	NA	NA		NA

Source: PEI Grains Elevators Corporation

## Atlantic Soy Crop (\$ per tonne)

	Price (17-Jun-21)	Price (10-Jun-21)		Change (\$ per tonne)
PEI Average Board Price	583.51	637.93	↓	-54.42

Source: Sevita International

Note: Premiums above base price \$40.00-\$91.00/MT depend upon variety and grade

## Potatoes (\$ per bag - Avg FOB price)

Bag	Price (16-Jun-21)	Price (9-Jun-21)		Change (\$ per bag)
50 lbs	10.84	12.41	↓	-1.57
10 lbs	2.81	2.78	↑	0.03

Source: PEI Potato Board

**Eggs - Producer Price (\$ per dozen)**

Dozen	Price (13-June-21)	Price (13-June-21)		Change (\$ per doze)
X-Large	2.43	2.43	→	0
A-Large	2.43	2.43	→	0
A-Medium	2.26	2.26	→	0
A-Small	1.82	1.82	→	0

Source: Egg Farmers of PEI

**Feeders (cents per lb)**

Steers (lbs)	Price (10-June-21)	Price (03-June-21)		Change (cent per lb)
<400	NA	NA		NA
400-500	87	NA		NA
500-600	NA	NA		NA
600-700	NA	159		NA
700-800	NA	NA		NA
800-900	NA	NA		NA
900+	NA	NA		NA

Source: Atlantic Stockyard Limited

**Heifers (cents per lb)**

Heifers (lbs)	Price (10-June-21)	Price (03-June-21)		Change (cent per lb)
<400	NA	NA		NA
400-500	111	128	↓	-17
500-600	NA	NA		NA
600-700	132	NA		NA
700-800	NA	NA		NA
800-900	NA	NA		NA
900+	NA	NA		NA

Source: Atlantic Stockyard Limited

### Bob Calves (\$ per head)

Calf	Price (10-June-21)	Price (03-June-21)		Change (\$ per head)
Good	170	200	↓	-30
Average	44	27	↑	17

Source: Atlantic Stockyard Limited

### Lambs (cents per lb)

Lambs (lbs)	Price (10-June-21)	Price (03-June-21)		Change (cent per lb)
<50	NA	NA		NA
50-64	333	300	↑	33
65-79	336	300	↑	36
80-94	335	280	↑	55
95-109	NA	263		NA
>109	NA	NA		NA

Source: Atlantic Stockyard Limited

## Hogs

	Price (18-Jun-21)	Price (11-Jun-21)		Change
Hog (\$ per 100 kg)	268.33	255.81	↑	12.52
Weaner (\$ 30lb)	66.00	65.00	↑	1
Weaner (\$ per lb over)	0.90	0.88	↑	0.02

Source: PEI Hog Board

## Beef (\$ per lb)

	Price (14-June-21)	Price (07-June-21)		Change (\$ per lb)
AA & AAA	2.58	2.53	↑	0.05

Source: Atlantic Beef Product Inc.

## Lamb Dressed Weight (\$ per kg)

	13-Jun-21	13-Jun-21		Change (\$ per kg)
New lamb	14.80	15.00	↓	-0.2
Mutton	6.00	6.00	→	0

Source: Northumberland Lamb

# Weekly Agriculture Market Report



Volume 2 Issue 25  
June 24, 2021

## Grains (\$ per tonne)

	Price (22-June-21)	Price (16-June-21)		Change (\$ per tonne)
Barley	290	295	↓	-5
Oats#2	270	270	→	0
Barley Extruded	out of stock	out of stock		NA
Mixed Grain (FOB)	NA	NA		NA
Wheat	380	380	→	0
Corn	450	450	→	0
Soybean Meal 48%	695	720	↓	-25
Soybean Extruded	750	750	→	0
Soybean Roasted	760	760	→	0
Soybean Raw	NA	NA		NA

Source: PEI Grains Elevators Corporation

## Atlantic Soy Crop (\$ per tonne)

	Price (24-Jun-21)	Price (17-Jun-21)		Change (\$ per tonne)
PEI Average Board Price	560.82	583.51	↓	-22.69

Source: Sevita International

Note: Premiums above base price \$40.00-\$91.00/MT depend upon variety and grade

## Potatoes (\$ per bag - Avg FOB price)

Bag	Price (23-Jun-21)	Price (16-Jun-21)		Change (\$ per bag)
50 lbs	13.00	10.84	↑	2.16
10 lbs	2.85	2.81	↑	0.04

Source: PEI Potato Board

### Eggs - Producer Price (\$ per dozen)

Dozen	Price (13-June-21)	Price (13-June-21)	Change (\$ per doze)
X-Large	2.43	2.43	→ 0
A-Large	2.43	2.43	→ 0
A-Medium	2.26	2.26	→ 0
A-Small	1.82	1.82	→ 0

Source: Egg Farmers of PEI

### Feeders (cents per lb)

Steers (lbs)	Price (24-June-21)	Price (10-June-21)	Change (cent per lb)
<400	NA	NA	NA
400-500	NA	87	NA
500-600	NA	NA	NA
600-700	NA	NA	NA
700-800	NA	NA	NA
800-900	NA	NA	NA
900+	NA	NA	NA



Source: Atlantic Stockyard Limited

### Heifers (cents per lb)

Heifers (lbs)	Price (24-June-21)	Price (10-June-21)	Change (cent per lb)
<400	NA	NA	NA
400-500	NA	111	NA
500-600	NA	NA	NA
600-700	NA	132	NA
700-800	NA	NA	NA
800-900	NA	NA	NA
900+	NA	NA	NA

Source: Atlantic Stockyard Limited

**Bob Calves (\$ per head)**

Calf	Price (24-June-21)	Price (10-June-21)		Change (\$ per head)
Good	177	170		7
Average	18	44		-26

Source: Atlantic Stockyard Limited

**Lambs (cents per lb)**

Lambs (lbs)	Price (24-June-21)	Price (10-June-21)		Change (cent per lb)
<50	272	NA		NA
50-64	274	333		-59
65-79	276	336		-60
80-94	283	335		-52
95-109	NA	NA		NA
>109	NA	NA		NA

Source: Atlantic Stockyard Limited



## Hogs

	Price (25-Jun-21)	Price (18-Jun-21)		Change
Hog (\$ per 100 kg)	277.29	268.33	↑	8.96
Weaner (\$ 30lb)	67.70	66.00	↑	1.7
Weaner (\$ per lb over)	0.92	0.90	↑	0.02

Source: PEI Hog Board

## Beef (\$ per lb)

	Price (21-June-21)	Price (14-June-21)		Change (\$ per lb)
AA & AAA	2.63	2.58	↑	0.05

Source: Atlantic Beef Product Inc.

## Lamb Dressed Weight (\$ per kg)

	13-Jun-21	13-Jun-21		Change (\$ per kg)
New lamb	14.60	14.80	↓	-0.2
Mutton	6.00	6.00	→	0

Source: Northumberland Lamb

# Weekly Agriculture Market Report



Volume 2 Issue 26  
June 30, 2021

## Grains (\$ per tonne)

	Price (30-June-21)	Price (22-June-21)		Change (\$ per tonne)
Barley	285	290	↓	-5
Oats#2	270	270	→	0
Barley Extruded	out of stock	out of stock		NA
Mixed Grain (FOB)	NA	NA		NA
Wheat	380	380	→	0
Corn	450	450	→	0
Soybean Meal 48%	690	695	↓	-5
Soybean Extruded	750	750	→	0
Soybean Roasted	760	760	→	0
Soybean Raw	NA	NA		NA

Source: PEI Grains Elevators Corporation

## Atlantic Soy Crop (\$ per tonne)

	Price (30-Jun-21)	Price (24-Jun-21)		Change (\$ per tonne)
PEI Average Board Price	567.48	560.82	↑	6.66

Source: Sevita International

Note: Premiums above base price \$40.00-\$91.00/MT depend upon variety and grade

## Potatoes (\$ per bag - Avg FOB price)

Bag	Price (30-Jun-21)	Price (23-Jun-21)		Change (\$ per bag)
50 lbs	11.20	13.00	↓	-1.8
10 lbs	2.86	2.85	↑	0.01

Source: PEI Potato Board

### Eggs - Producer Price (\$ per dozen)

Dozen	Price (13-June-21)	Price (13-June-21)		Change (\$ per doze)
X-Large	2.43	2.43	→	0
A-Large	2.43	2.43	→	0
A-Medium	2.26	2.26	→	0
A-Small	1.82	1.82	→	0

Source: Egg Farmers of PEI

### Feeders (cents per lb)

Steers (lbs)	Price (24-June-21)	Price (24-June-21)		Change (cent per lb)
<400	NA	NA		NA
400-500	NA	NA		NA
500-600	NA	NA		NA
600-700	NA	NA		NA
700-800	NA	NA		NA
800-900	NA	NA		NA
900+	NA	NA		NA

Source: Atlantic Stockyard Limited

### Heifers (cents per lb)

Heifers (lbs)	Price (24-June-21)	Price (24-June-21)		Change (cent per lb)
<400	NA	NA		NA
400-500	NA	NA		NA
500-600	NA	NA		NA
600-700	NA	NA		NA
700-800	NA	NA		NA
800-900	NA	NA		NA
900+	NA	NA		NA

Source: Atlantic Stockyard Limited

**Bob Calves (\$ per head)**

Calf	Price (24-June-21)	Price (24-June-21)		Change (\$ per head)
Good	177	177	➔	0
Average	18	18	➔	0

Source: Atlantic Stockyard Limited

**Lambs (cents per lb)**

Lambs (lbs)	Price (24-June-21)	Price (24-June-21)		Change (cent per lb)
<50	272	272	➔	0
50-64	274	274	➔	0
65-79	276	276	➔	0
80-94	283	283	➔	0
95-109	NA	NA		NA
>109	NA	NA		NA

Source: Atlantic Stockyard Limited

## Hogs

	Price (02-Jul-21)	Price (25-Jun-21)		Change
Hog (\$ per 100 kg)	270.88	277.29	↓	-6.41
Weaner (\$ 30lb)	69.25	67.70	↑	1.55
Weaner (\$ per lb over)	0.94	0.92	↑	0.02

Source: PEI Hog Board

## Beef (\$ per lb)

	Price (28-June-21)	Price (21-June-21)		Change (\$ per lb)
AA & AAA	2.63	2.63	→	0

Source: Atlantic Beef Product Inc.

## Lamb Dressed Weight (\$ per kg)

	27-Jun-21	20-Jun-21		Change (\$ per kg)
New lamb	14.60	14.60	→	0
Mutton	6.00	6.00	→	0

Source: Northumberland Lamb

# Weekly Agriculture Market Report



Volume 2 Issue 27  
July 8, 2021

## Grains (\$ per tonne)

	Price (07-July-21)	Price (30-June-21)		Change (\$ per tonne)
Barley	285	285	→	0
Oats#2	270	270	→	0
Barley Extruded	out of stock	out of stock		NA
Mixed Grain (FOB)	NA	NA		NA
Wheat	380	380	→	0
Corn	450	450	→	0
Soybean Meal 48%	705	690	↑	15
Soybean Extruded	750	750	→	0
Soybean Roasted	760	760	→	0
Soybean Raw	NA	NA		NA

Source: PEI Grains Elevators Corporation

## Atlantic Soy Crop (\$ per tonne)

	Price (08-July-21)	Price (30-Jun-21)		Change (\$ per tonne)
PEI Average Board Price	585.69	567.48	↑	18.21

Source: Sevita International

Note: Premiums above base price \$40.00-\$91.00/MT depend upon variety and grade

## Potatoes (\$ per bag - Avg FOB price)

Bag	Price (07-July-21)	Price (30-Jun-21)		Change (\$ per bag)
50 lbs	10.60	11.20	↓	-0.6
10 lbs	2.96	2.86	↑	0.1

Source: PEI Potato Board

**Eggs - Producer Price (\$ per dozen)**

Dozen	Price (13-June-21)	Price (13-June-21)		Change (\$ per doze)
X-Large	2.43	2.43	➔	0
A-Large	2.43	2.43	➔	0
A-Medium	2.26	2.26	➔	0
A-Small	1.82	1.82	➔	0

Source: Egg Farmers of PEI

**Feeders (cents per lb)**

Steers (lbs)	Price (01-July-21)	Price (24-June-21)		Change (cent per lb)
<400	NA	NA		NA
400-500	NA	NA		NA
500-600	NA	NA		NA
600-700	NA	NA		NA
700-800	NA	NA		NA
800-900	NA	NA		NA
900+	NA	NA		NA

Source: Atlantic Stockyard Limited

**Heifers (cents per lb)**

Heifers (lbs)	Price (01-July-21)	Price (24-June-21)		Change (cent per lb)
<400	NA	NA		NA
400-500	NA	NA		NA
500-600	NA	NA		NA
600-700	NA	NA		NA
700-800	NA	NA		NA
800-900	NA	NA		NA
900+	NA	NA		NA

Source: Atlantic Stockyard Limited

**Bob Calves (\$ per head)**

Calf	Price (01-July-21)	Price (24-June-21)		Change (\$ per head)
Good	149	177	↓	-28
Average	17	18	↓	-1

Source: Atlantic Stockyard Limited

**Lambs (cents per lb)**

Lambs (lbs)	Price (01-July-21)	Price (24-June-21)		Change (cent per lb)
<50	297	272	↑	25
50-64	300	274	↑	26
65-79	301	276	↑	25
80-94	NA	283		NA
95-109	NA	NA		NA
>109	NA	NA		NA

Source: Atlantic Stockyard Limited



## Hogs

	Price (09-July-21)	Price (02-Jul-21)		Change
Hog (\$ per 100 kg)	257.69	270.88	↓	-13.19
Weaner (\$ 30lb)	69.50	69.25	↑	0.25
Weaner (\$ per lb over)	0.94	0.94	→	0

Source: PEI Hog Board

## Beef (\$ per lb)

	Price (12-July-21)	Price (28-June-21)		Change (\$ per lb)
AA & AAA	2.63	2.63	→	0

Source: Atlantic Beef Product Inc.

## Lamb Dressed Weight (\$ per kg)

	Price (04-July-21)	Price (27-June-21)		Change (\$ per kg)
New lamb	14.40	14.60	↓	-0.2
Mutton	6.00	6.00	→	0

Source: Northumberland Lamb

# Weekly Agriculture Market Report



Volume 2 Issue 28

July 15, 2021

## Grains (\$ per tonne)

	Price (16-July-21)	Price (07-July-21)		Change (\$ per tonne)
Barley	285	285	→	0
Oats#2	270	270	→	0
Barley Extruded	out of stock	out of stock		NA
Mixed Grain (FOB)	NA	NA		NA
Wheat	380	380	→	0
Corn	450	450	→	0
Soybean Meal 48%	710	705	↑	5
Soybean Extruded	750	750	→	0
Soybean Roasted	760	760	→	0
Soybean Raw	NA	NA		NA

Source: PEI Grains Elevators Corporation

## Atlantic Soy Crop (\$ per tonne)

	Price (15-July-21)	Price (08-July-21)		Change (\$ per tonne)
PEI Average Board Price	576.63	585.69	↓	-9.06

Source: Sevita International

Note: Premiums above base price \$40.00-\$91.00/MT depend upon variety and grade

## Potatoes (\$ per bag - Avg FOB price)

Bag	Price (07-July-21)	Price (07-July-21)		Change (\$ per bag)
50 lbs	10.60	10.60	→	0
10 lbs	2.96	2.96	→	0

Source: PEI Potato Board

### Eggs - Producer Price (\$ per dozen)

Dozen	Price (18-June-21)	Price (13-June-21)		Change (\$ per doze)
X-Large	2.51	2.43	↑	0.08
A-Large	2.51	2.43	↑	0.08
A-Medium	2.34	2.26	↑	0.08
A-Small	1.90	1.82	↑	0.08

Source: Egg Farmers of PEI

### Feeders (cents per lb)

Steers (lbs)	Price (08-July-21)	Price (01-July-21)		Change (cent per lb)
<400	121	NA		NA
400-500	NA	NA		NA
500-600	NA	NA		NA
600-700	NA	NA		NA
700-800	NA	NA		NA
800-900	NA	NA		NA
900+	NA	NA		NA

Source: Atlantic Stockyard Limited

### Heifers (cents per lb)

Heifers (lbs)	Price (08-July-21)	Price (01-July-21)		Change (cent per lb)
<400	NA	NA		NA
400-500	NA	NA		NA
500-600	NA	NA		NA
600-700	NA	NA		NA
700-800	NA	NA		NA
800-900	NA	NA		NA
900+	157	NA		NA

Source: Atlantic Stockyard Limited

### Bob Calves (\$ per head)

Calf	Price (08-July-21)	Price (01-July-21)		Change (\$ per head)
Good	208	149	↑	59
Average	29	17	↑	12

Source: Atlantic Stockyard Limited

### Lambs (cents per lb)

Lambs (lbs)	Price (08-July-21)	Price (01-July-21)		Change (cent per lb)
<50	230	297	↓	-67
50-64	295	300	↓	-5
65-79	278	301	↓	-23
80-94	273	NA		NA
95-109	233	NA		NA
>109	230	NA		NA

Source: Atlantic Stockyard Limited

### Hogs

	Price (16-July-21)	Price (09-July-21)		Change
Hog (\$ per 100 kg)	254.92	257.69	↓	-2.77
Weaner (\$ 30lb)	68.75	69.50	↓	-0.75
Weaner (\$ per lb over)	0.93	0.94	↓	-0.01

Source: PEI Hog Board

### Beef (\$ per lb)

	Price (19-July-21)	Price (12-July-21)		Change (\$ per lb)
AA & AAA	2.56	2.63	↓	-0.07

Source: Atlantic Beef Product Inc.

### Lamb Dressed Weight (\$ per kg)

	Price (11-July-21)	Price (04-July-21)		Change (\$ per kg)
New lamb	12.50	14.40	↓	-1.9
Mutton	6.00	6.00	→	0

Source: Northumberland Lamb

# Weekly Agriculture Market Report



Volume 2 Issue 29  
July 22, 2021

## Grains (\$ per tonne)

	Price (22-July-21)	Price (16-July-21)		Change (\$ per tonne)
Barley	285	285	→	0
Oats#2	270	270	→	0
Barley Extruded	out of stock	out of stock		NA
Mixed Grain (FOB)	NA	NA		NA
Wheat	375	380	↓	-5
Corn	450	450	→	0
Soybean Meal 48%	720	710	↑	10
Soybean Extruded	750	750	→	0
Soybean Roasted	760	760	→	0
Soybean Raw	NA	NA		NA

Source: PEI Grains Elevators Corporation

## Atlantic Soy Crop (\$ per tonne)

	Price (22-July-21)	Price (15-July-21)		Change (\$ per tonne)
PEI Average Board Price	567.75	576.63	↓	-8.88

Source: Sevita International

Note: Premiums above base price \$40.00-\$91.00/MT depend upon variety and grade

## Potatoes (\$ per bag - Avg FOB price)

Bag	Price (21-July-21)	Price (07-July-21)		Change (\$ per bag)
50 lbs	NA	10.60		NA
10 lbs	2.94	2.96	↓	-0.02

Source: PEI Potato Board

### Eggs - Producer Price (\$ per dozen)

Dozen	Price (18-July-21)	Price (18-June-21)		Change (\$ per doze)
X-Large	2.51	2.51	→	0
A-Large	2.51	2.51	→	0
A-Medium	2.34	2.34	→	0
A-Small	1.90	1.90	→	0

Source: Egg Farmers of PEI

### Feeders (cents per lb)

Steers (lbs)	Price (15-July-21)	Price (08-July-21)		Change (cent per lb)
<400	206	121	↑	85
400-500	NA	NA		NA
500-600	200	NA		NA
600-700	NA	NA		NA
700-800	NA	NA		NA
800-900	NA	NA		NA
900+	NA	NA		NA

Source: Atlantic Stockyard Limited

### Heifers (cents per lb)

Heifers (lbs)	Price (15-July-21)	Price (08-July-21)		Change (cent per lb)
<400	NA	NA		NA
400-500	NA	NA		NA
500-600	NA	NA		NA
600-700	NA	NA		NA
700-800	NA	NA		NA
800-900	NA	NA		NA
900+	NA	157		NA

Source: Atlantic Stockyard Limited

### Bob Calves (\$ per head)

Calf	Price (15-July-21)	Price (08-July-21)		Change (\$ per head)
Good	104	208	↓	-104
Average	11	29	↓	-18

Source: Atlantic Stockyard Limited

### Lambs (cents per lb)

Lambs (lbs)	Price (15-July-21)	Price (08-July-21)		Change (cent per lb)
<50	230	230	→	0
50-64	253	295	↓	-42
65-79	240	278	↓	-38
80-94	228	273	↓	-45
95-109	NA	233		NA
>109	NA	230		NA

Source: Atlantic Stockyard Limited

### Hogs

	Price (23-July-21)	Price (16-July-21)		Change
Hog (\$ per 100 kg)	258.95	254.92	↑	4.03
Weaner (\$ 30lb)	67.50	68.75	↓	-1.25
Weaner (\$ per lb over)	0.92	0.93	↓	-0.01

Source: PEI Hog Board



### Beef (\$ per lb)

	Price (26-July-21)	Price (19-July-21)		Change (\$ per lb)
AA & AAA	2.56	2.56	→	0

Source: Atlantic Beef Product Inc.

### Lamb Dressed Weight (\$ per kg)

	Price (21-July-21)	Price (11-July-21)		Change (\$ per kg)
New lamb	12.30	12.50	↓	-0.2
Mutton	6.00	6.00	→	0

Source: Northumberland Lamb

# Weekly Agriculture Market Report



Volume 2 Issue 30  
July 29, 2021

## Grains (\$ per tonne)

	Price (29-July-21)	Price (22-July-21)		Change (\$ per tonne)
Barley	285	285	→	0
Oats#2	270	270	→	0
Barley Extruded	out of stock	out of stock		NA
Mixed Grain (FOB)	NA	NA		NA
Wheat	375	375	→	0
Corn	450	450	→	0
Soybean Meal 48%	720	720	→	0
Soybean Extruded	750	750	→	0
Soybean Roasted	760	760	→	0
Soybean Raw	NA	NA		NA

Source: PEI Grains Elevators Corporation

## Atlantic Soy Crop (\$ per tonne)

	Price (29-July-21)	Price (22-July-21)		Change (\$ per tonne)
PEI Average Board Price	570.24	567.75	↑	2.49

Source: Sevita International

Note: Premiums above base price \$40.00-\$91.00/MT depend upon variety and grade

## Potatoes (\$ per bag - Avg FOB price)

Bag	Price (28-July-21)	Price (21-July-21)		Change (\$ per bag)
50 lbs	NA	NA		NA
10 lbs	2.91	2.94	↓	-0.03

Source: PEI Potato Board

### Eggs - Producer Price (\$ per dozen)

Dozen	Price (18-July-21)	Price (18-July-21)		Change (\$ per doze)
X-Large	2.51	2.51	→	0
A-Large	2.51	2.51	→	0
A-Medium	2.34	2.34	→	0
A-Small	1.90	1.90	→	0

Source: Egg Farmers of PEI

### Feeders (cents per lb)

Steers (lbs)	Price (22-July-21)	Price (15-July-21)		Change (cent per lb)
<400	NA	206		NA
400-500	NA	NA		NA
500-600	NA	200		NA
600-700	NA	NA		NA
700-800	NA	NA		NA
800-900	NA	NA		NA
900+	NA	NA		NA

Source: Atlantic Stockyard Limited

### Heifers (cents per lb)

Heifers (lbs)	Price (22-July-21)	Price (15-July-21)		Change (cent per lb)
<400	NA	NA		NA
400-500	NA	NA		NA
500-600	NA	NA		NA
600-700	NA	NA		NA
700-800	NA	NA		NA
800-900	NA	NA		NA
900+	NA	NA		NA

Source: Atlantic Stockyard Limited

### Bob Calves (\$ per head)

Calf	Price (22-July-21)	Price (15-July-21)		Change (\$ per head)
Good	92	104	↓	-12
Average	16	11	↑	5

Source: Atlantic Stockyard Limited

### Lambs (cents per lb)

Lambs (lbs)	Price (22-July-21)	Price (15-July-21)		Change (cent per lb)
<50	NA	230		NA
50-64	226	253	↓	-27
65-79	235	240	↓	-5
80-94	215	228	↓	-13
95-109	NA	NA		NA
>109	NA	NA		NA

Source: Atlantic Stockyard Limited

### Hogs

	Price (30-July-21)	Price (23-July-21)		Change
Hog (\$ per 100 kg)	263.76	258.95	↑	4.81
Weaner (\$ 30lb)	67.00	67.50	↓	-0.5
Weaner (\$ per lb over)	0.91	0.92	↓	-0.01

Source: PEI Hog Board

### Beef (\$ per lb)

	Price (2-August-21)	Price (26-July-21)		Change (\$ per lb)
AA & AAA	2.53	2.56	↓	-0.03

Source: Atlantic Beef Product Inc.

### Lamb Dressed Weight (\$ per kg)

	Price (28-July-21)	Price (21-July-21)		Change (\$ per kg)
New lamb	12.10	12.30	↓	-0.2
Mutton	6.00	6.00	→	0

Source: Northumberland Lamb

# Weekly Agriculture Market Report



Volume 2 Issue 31  
August 5, 2021

## Grains (\$ per tonne)

	Price (5-August-21)	Price (29-July-21)		Change (\$ per tonne)
Barley	280	285	↓	-5
Oats#2	270	270	→	0
Barley Extruded	out of stock	out of stock		NA
Mixed Grain (FOB)	NA	NA		NA
Wheat	370	375	↓	-5
Corn	450	450	→	0
Soybean Meal 48%	730	720	↑	10
Soybean Extruded	750	750	→	0
Soybean Roasted	760	760	→	0
Soybean Raw	NA	NA		NA

Source: PEI Grains Elevators Corporation

## Atlantic Soy Crop (\$ per tonne)

	Price (6-August-21)	Price (29-July-21)		Change (\$ per tonne)
PEI Average Board Price	554.63	570.24	↓	-15.61

Source: Sevita International

Note: Premiums above base price \$40.00-\$91.00/MT depend upon variety and grade

## Potatoes (\$ per bag - Avg FOB price)

Bag	Price (4-August-21)	Price (28-July-21)		Change (\$ per bag)
50 lbs	NA	NA		NA
10 lbs	2.91	2.91	→	0

Source: PEI Potato Board

### Eggs - Producer Price (\$ per dozen)

Dozen	Price (8-August-21)	Price (18-July-21)		Change (\$ per doze)
X-Large	2.51	2.51	→	0
A-Large	2.51	2.51	→	0
A-Medium	2.34	2.34	→	0
A-Small	1.90	1.90	→	0

Source: Egg Farmers of PEI

### Feeders (cents per lb)

Steers (lbs)	Price (29-July-21)	Price (22-July-21)		Change (cent per lb)
<400	NA	NA		NA
400-500	NA	NA		NA
500-600	NA	NA		NA
600-700	NA	NA		NA
700-800	NA	NA		NA
800-900	NA	NA		NA
900+	NA	NA		NA

Source: Atlantic Stockyard Limited

### Heifers (cents per lb)

Heifers (lbs)	Price (29-July-21)	Price (22-July-21)		Change (cent per lb)
<400	NA	NA		NA
400-500	NA	NA		NA
500-600	NA	NA		NA
600-700	NA	NA		NA
700-800	NA	NA		NA
800-900	NA	NA		NA
900+	NA	NA		NA

Source: Atlantic Stockyard Limited

### Bob Calves (\$ per head)

Dairy	Price (29-July-21)	Price (22-July-21)		Change (\$ per head)
Good	107	92	↑	15
Average	19	16	↑	3

Dairy-Beef	Price (29-July-21)	Price (22-July-21)		Change (\$ per head)
Good	185	NA		NA
Average	77	NA		NA

Source: Atlantic Stockyard Limited

### Lambs (cents per lb)

Lambs (lbs)	Price (29-July-21)	Price (22-July-21)		Change (cent per lb)
<50	237	NA		NA
50-64	236	226	↑	10
65-79	222	235	↓	-13
80-94	NA	215		NA
95-109	215	NA		NA
>109	208	NA		NA

Source: Atlantic Stockyard Limited

### Hogs

	Price (6-August-21)	Price (30-July-21)		Change
Hog (\$ per 100 kg)	260.63	263.76	↓	-3.13
Weaner (\$ 30lb)	67.00	67.00	→	0
Weaner (\$ per lb over)	0.91	0.91	→	0

Source: PEI Hog Board



### Beef (\$ per lb)

	Price (9-August-21)	Price (2-August-21)		Change (\$ per lb)
AA & AAA	2.51	2.53	↓	-0.02

Source: Atlantic Beef Products Inc.

### Lamb Dressed Weight (\$ per kg)

	Price (1-August-21)	Price (28-July-21)		Change (\$ per kg)
New lamb	11.90	12.10	↓	-0.2
Mutton	6.00	6.00	→	0

Source: Northumberland Lamb

# Weekly Agriculture Market Report



Volume 2 Issue 32  
August 12, 2021

## Grains (\$ per tonne)

	Price (5-August-21)	Price (5-August-21)	Change (\$ per tonne)
Barley	280	280	→ 0
Oats#2	270	270	→ 0
Barley Extruded	out of stock	out of stock	NA
Mixed Grain (FOB)	NA	NA	NA
Wheat	370	370	→ 0
Corn	450	450	→ 0
Soybean Meal 48%	730	730	→ 0
Soybean Extruded	750	750	→ 0
Soybean Roasted	760	760	→ 0
Soybean Raw	NA	NA	NA

Source: PEI Grains Elevators Corporation

## Atlantic Soy Crop (\$ per tonne)

	Price (11-August-21)	Price (6-August-21)	Change (\$ per tonne)
PEI Average Board Price	563	554.63	↑ 8.37

Source: Sevita International

Note: Premiums above base price \$40.00-\$91.00/MT depend upon variety and grade

## Potatoes (\$ per bag - Avg FOB price)

Bag	Price (11-August-21)	Price (4-August-21)	Change (\$ per bag)
50 lbs	NA	NA	NA
10 lbs	3	2.91	↑ 0.09

Source: PEI Potato Board

### Eggs - Producer Price (\$ per dozen)

Dozen	Price (8-August-21)	Price (8-August-21)	Change (\$ per doze)
X-Large	2.51	2.51	→ 0
A-Large	2.51	2.51	→ 0
A-Medium	2.34	2.34	→ 0
A-Small	1.90	1.90	→ 0

Source: Egg Farmers of PEI

### Feeders (cents per lb)

Steers (lbs)	Price (5-August-21)	Price (29-July-21)	Change (cent per lb)
<400	NA	NA	NA
400-500	NA	NA	NA
500-600	NA	NA	NA
600-700	NA	NA	NA
700-800	NA	NA	NA
800-900	NA	NA	NA
900+	NA	NA	NA

Source: Atlantic Stockyard Limited

### Heifers (cents per lb)

Heifers (lbs)	Price (5-August-21)	Price (29-July-21)	Change (cent per lb)
<400	NA	NA	NA
400-500	NA	NA	NA
500-600	NA	NA	NA
600-700	NA	NA	NA
700-800	NA	NA	NA
800-900	NA	NA	NA
900+	NA	NA	NA

Source: Atlantic Stockyard Limited

### Bob Calves (\$ per head)

Dairy	Price (5-August-21)	Price (29-July-21)		Change (\$ per head)
Good	69	107	↓	-38
Average	17	19	↓	-2

Dairy-Beef	Price (5-August-21)	Price (29-July-21)		Change (\$ per head)
Good	151	185	↓	-34
Average	65	77	↓	-12

Source: Atlantic Stockyard Limited

### Lambs (cents per lb)

Lambs (lbs)	Price (5-August-21)	Price (29-July-21)		Change (cent per lb)
<50	NA	237		NA
50-64	213	236	↓	-23
65-79	235	222	↑	13
80-94	193	NA		NA
95-109	225	215	↑	10
>109	205	208	↓	-3

Source: Atlantic Stockyard Limited

### Hogs

	Price (13-August-21)	Price (6-August-21)		Change
Hog (\$ per 100 kg)	260.30	260.63	↓	-0.33
Weaner (\$ 30lb)	67.50	67.00	↑	0.5
Weaner (\$ per lb over)	0.91	0.91	→	0

Source: PEI Hog Board

### Beef (\$ per lb)

	Price (9-August-21)	Price (9-August-21)		Change (\$ per lb)
AA & AAA	2.51	2.51	→	0

Source: Atlantic Beef Products Inc.

### Lamb Dressed Weight (\$ per kg)

	Price (11-August-21)	Price (1-August-21)		Change (\$ per kg)
New lamb	11.70	11.90	↓	-0.2
Mutton	6.00	6.00	→	0

Source: Northumberland Lamb

# Weekly Agriculture Market Report



Volume 2 Issue 33  
August 19, 2021

## Grains (\$ per tonne)

	Price (19-August-21)	Price (5-August-21)		Change (\$ per tonne)
Barley	275	280	↓	-5
Oats#2	270	270	→	0
Barley Extruded	out of stock	out of stock		NA
Mixed Grain (FOB)	NA	NA		NA
Wheat	370	370	→	0
Corn	450	450	→	0
Soybean Meal 48%	715	730	↓	-15
Soybean Extruded	750	750	→	0
Soybean Roasted	760	760	→	0
Soybean Raw	NA	NA		NA

Source: PEI Grains Elevators Corporation

## Atlantic Soy Crop (\$ per tonne)

	Price (17-August-21)	Price (11-August-21)		Change (\$ per tonne)
PEI Average Board Price	574.5	563	↑	11.5

Source: Sevita International

Note: Premiums above base price \$40.00-\$91.00/MT depend upon variety and grade

## Potatoes (\$ per bag - Avg FOB price)

Bag	Price (18-August-21)	Price (11-August-21)		Change (\$ per bag)
50 lbs	NA	NA		NA
10 lbs	2.87	3	↓	-0.13

Source: PEI Potato Board

### Eggs - Producer Price (\$ per dozen)

Dozen	Price (8-August-21)	Price (8-August-21)		Change (\$ per doze)
X-Large	2.51	2.51	→	0
A-Large	2.51	2.51	→	0
A-Medium	2.34	2.34	→	0
A-Small	1.90	1.90	→	0

Source: Egg Farmers of PEI

### Feeders (cents per lb)

Steers (lbs)	Price (12-August-21)	Price (5-August-21)		Change (cent per lb)
<400	NA	NA		NA
400-500	NA	NA		NA
500-600	NA	NA		NA
600-700	NA	NA		NA
700-800	NA	NA		NA
800-900	NA	NA		NA
900+	NA	NA		NA

Source: Atlantic Stockyard Limited

### Heifers (cents per lb)

Heifers (lbs)	Price (12-August-21)	Price (5-August-21)		Change (cent per lb)
<400	NA	NA		NA
400-500	NA	NA		NA
500-600	NA	NA		NA
600-700	NA	NA		NA
700-800	NA	NA		NA
800-900	NA	NA		NA
900+	NA	NA		NA

Source: Atlantic Stockyard Limited

### Bob Calves (\$ per head)

Dairy	Price (12-August-21)	Price (5-August-21)		Change (\$ per head)
Good	82	69	↑	13
Average	5	17	↓	-12

Dairy-Beef	Price (12-August-21)	Price (5-August-21)		Change (\$ per head)
Good	154	151	↑	3
Average	45	65	↓	-20

Source: Atlantic Stockyard Limited

### Lambs (cents per lb)

Lambs (lbs)	Price (12-August-21)	Price (5-August-21)		Change (cent per lb)
<50	NA	NA		NA
50-64	216	213	↑	3
65-79	236	235	↑	1
80-94	NA	193		NA
95-109	NA	225		NA
>109	NA	205		NA

Source: Atlantic Stockyard Limited

### Hogs

	Price (20-August-21)	Price (13-August-21)		Change
Hog (\$ per 100 kg)	256.79	260.30	↓	-3.51
Weaner (\$ 30lb)	67.50	67.50	→	0
Weaner (\$ per lb over)	0.91	0.91	→	0

Source: PEI Hog Board



### Beef (\$ per lb)

	Price (16-August-21)	Price (9-August-21)		Change (\$ per lb)
AA & AAA	2.51	2.51	→	0

Source: Atlantic Beef Products Inc.

### Lamb Dressed Weight (\$ per kg)

	Price (18-August-21)	Price (11-August-21)		Change (\$ per kg)
New lamb	11.50	11.70	↓	-0.2
Mutton	6.00	6.00	→	0

Source: Northumberland Lamb

# Weekly Agriculture Market Report



Volume 2 Issue 34  
August 26, 2021

## Grains (\$ per tonne)

	Price (26-August-21)	Price (19-August-21)		Change (\$ per tonne)
Barley	285	275	↑	10
Oats#2	270	270	→	0
Barley Extruded	out of stock	out of stock		NA
Mixed Grain (FOB)	NA	NA		NA
Wheat	370	370	→	0
Corn	450	450	→	0
Soybean Meal 48%	722	715	↑	7
Soybean Extruded	750	750	→	0
Soybean Roasted	760	760	→	0
Soybean Raw	NA	NA		NA

Source: PEI Grains Elevators Corporation

## Atlantic Soy Crop (\$ per tonne)

	Price (26-August-21)	Price (17-August-21)		Change (\$ per tonne)
PEI Average Board Price	552.27	574.5	↓	-22.23

Source: Sevita International

Note: Premiums above base price \$40.00-\$91.00/MT depend upon variety and grade

## Potatoes (\$ per bag - Avg FOB price)

Bag	Price (26-August-21)	Price (18-August-21)	Change (\$ per bag)
50 lbs	NA	NA	NA
10 lbs	NA	2.87	NA

Source: PEI Potato Board

### Eggs - Producer Price (\$ per dozen)

Dozen	Price (26-August-21)	Price (8-August-21)		Change (\$ per doze)
X-Large	2.51	2.51	➔	0
A-Large	2.51	2.51	➔	0
A-Medium	2.34	2.34	➔	0
A-Small	1.90	1.90	➔	0

Source: Egg Farmers of PEI

### Feeders (cents per lb)

Steers (lbs)	Price (19-August-21)	Price (12-August-21)		Change (cent per lb)
<400	NA	NA		NA
400-500	NA	NA		NA
500-600	NA	NA		NA
600-700	NA	NA		NA
700-800	NA	NA		NA
800-900	171	NA		NA
900+	132	NA		NA



Source: Atlantic Stockyard Limited



### Heifers (cents per lb)

Heifers (lbs)	Price (19-August-21)	Price (12-August-21)		Change (cent per lb)
<400	132	NA		NA
400-500	NA	NA		NA
500-600	170	NA		NA
600-700	NA	NA		NA
700-800	169	NA		NA
800-900	146	NA		NA
900+	140	NA		NA

Source: Atlantic Stockyard Limited

### Bob Calves (\$ per head)

Dairy	Price (19-August-21)	Price (12-August-21)		Change (\$ per head)
Good	75	82		-7
Average	13	5		8

Dairy-Beef	Price (19-August-21)	Price (12-August-21)		Change (\$ per head)
Good	160	154		6
Average	76	45		31




Source: Atlantic Stockyard Limited

### Lambs (cents per lb)

Lambs (lbs)	Price (19-August-21)	Price (12-August-21)		Change (cent per lb)
<50	NA	NA		NA
50-64	243	216		27
65-79	227	236		-9
80-94	209	NA		NA
95-109	NA	NA		NA
>109	221	NA		NA

Source: Atlantic Stockyard Limited

### Hogs

	Price (27-August-21)	Price (20-August-21)		Change
Hog (\$ per 100 kg)	256.09	256.79		-0.7
Weaner (\$ 30lb)	67.00	67.50		-0.5
Weaner (\$ per lb over)	0.91	0.91		0

Source: PEI Hog Board

### Beef (\$ per lb)

	Price (23-August-21)	Price (16-August-21)		Change (\$ per lb)
AA & AAA	2.51	2.51	→	0

Source: Atlantic Beef Products Inc.

### Lamb Dressed Weight (\$ per kg)

	Price (25-August-21)	Price (18-August-21)		Change (\$ per kg)
New lamb	11.30	11.50	↓	-0.2
Mutton	6.00	6.00	→	0

Source: Northumberland Lamb

# Weekly Agriculture Market Report



Volume 2 Issue 35  
September 2, 2021

## Grains (\$ per tonne)

	Price (2-September-21)	Price (26-August-21)		Change (\$ per tonne)
Barley	285	285	→	0
Oats#2	270	270	→	0
Barley Extruded	out of stock	out of stock		NA
Mixed Grain (FOB)	NA	NA		NA
Wheat	370	370	→	0
Corn	450	450	→	0
Soybean Meal 48%	729	722	↑	7
Soybean Extruded	750	750	→	0
Soybean Roasted	760	760	→	0
Soybean Raw	NA	NA		NA

Source: PEI Grains Elevators Corporation

## Atlantic Soy Crop (\$ per tonne)

	Price (2-September-21)	Price (26-August-21)		Change (\$ per tonne)
PEI Average Board Price	532.42	552.27	↓	-19.85

Source: Sevita International

Note: Premiums above base price \$40.00-\$91.00/MT depend upon variety and grade

## Potatoes (\$ per bag - Avg FOB price)

Bag	Price (2-September-21)	Price (26-August-21)		Change (\$ per bag)
50 lbs	NA	NA		NA
10 lbs	NA	NA		NA

Source: PEI Potato Board

### Eggs - Producer Price (\$ per dozen)

Dozen	Price (5-September-21)	Price (26-August-21)		Change (\$ per doze)
X-Large	2.51	2.51	→	0
A-Large	2.51	2.51	→	0
A-Medium	2.34	2.34	→	0
A-Small	1.90	1.90	→	0

Source: Egg Farmers of PEI

### Feeders (cents per lb)

Steers (lbs)	Price (26-August-21)	Price (19-August-21)		Change (cent per lb)
<400	NA	NA		NA
400-500	NA	NA		NA
500-600	NA	NA		NA
600-700	NA	NA		NA
700-800	NA	NA		NA
800-900	NA	171		NA
900+	NA	132		NA

Source: Atlantic Stockyard Limited

### Heifers (cents per lb)

Heifers (lbs)	Price (26-August-21)	Price (19-August-21)		Change (cent per lb)
<400	NA	132		NA
400-500	NA	NA		NA
500-600	NA	170		NA
600-700	NA	NA		NA
700-800	NA	169		NA
800-900	NA	146		NA
900+	NA	140		NA

Source: Atlantic Stockyard Limited

### Bob Calves (\$ per head)

Dairy	Price (26-August-21)	Price (19-August-21)		Change (\$ per head)
Good	78	75	↑	3
Average	9	13	↓	-4

Dairy-Beef	Price (26-August-21)	Price (19-August-21)		Change (\$ per head)
Good	169	160	↑	9
Average	53	76	↓	-23

Source: Atlantic Stockyard Limited

### Lambs (cents per lb)

Lambs (lbs)	Price (26-August-21)	Price (19-August-21)		Change (cent per lb)
<50	180	NA		NA
50-64	211	243	↓	-32
65-79	215	227	↓	-12
80-94	202	209	↓	-7
95-109	195	NA		NA
>109	168	221	↓	-53

Source: Atlantic Stockyard Limited

### Hogs

	Price (3-September-21)	Price (27-August-21)		Change
Hog (\$ per 100 kg)	248.08	256.09	↓	-8.01
Weaner (\$ 30lb)	66.25	67.00	↓	-0.75
Weaner (\$ per lb over)	0.90	0.91	↓	-0.01

Source: PEI Hog Board



### Beef (\$ per lb)

	Price (30-August-21)	Price (23-August-21)		Change (\$ per lb)
AA & AAA	2.51	2.51	→	0

Source: Atlantic Beef Products Inc.

### Lamb Dressed Weight (\$ per kg)

	Price (2-September-21)	Price (25-August-21)		Change (\$ per kg)
New lamb	11.10	11.30	↓	-0.2
Mutton	6.00	6.00	→	0

Source: Northumberland Lamb

# Weekly Agriculture Market Report



Volume 2 Issue 36  
September 9, 2021

## Grains (\$ per tonne)

	Price (9-September-21)	Price (2-September-21)		Change (\$ per tonne)
Barley	290	285	↑	5
Oats#2	275	270	↑	5
Barley Extruded	out of stock	out of stock		NA
Mixed Grain (FOB)	NA	NA		NA
Wheat	360	370	↓	-10
Corn	450	450	→	0
Soybean Meal 48%	710	729	↓	-19
Soybean Extruded	750	750	→	0
Soybean Roasted	760	760	→	0
Soybean Raw	NA	NA		NA

Source: PEI Grains Elevators Corporation

## Atlantic Soy Crop (\$ per tonne)

	Price (9-September-21)	Price (2-September-21)		Change (\$ per tonne)
PEI Average Board Price	532.57	532.42	↑	0.15

Source: Sevita International

Note: Premiums above base price \$40.00-\$91.00/MT depend upon variety and grade

## Potatoes (\$ per bag - Avg FOB price)

Bag	Price (9-September-21)	Price (2-September-21)	Change (\$ per bag)
50 lbs	NA	NA	NA
10 lbs	NA	NA	NA

Source: PEI Potato Board

### Eggs - Producer Price (\$ per dozen)

Dozen	Price (5-September-21)	Price (5-September-21)		Change (\$ per doze)
X-Large	2.51	2.51	→	0
A-Large	2.51	2.51	→	0
A-Medium	2.34	2.34	→	0
A-Small	1.90	1.90	→	0

Source: Egg Farmers of PEI

### Feeders (cents per lb)

Steers (lbs)	Price (2-September-21)	Price (26-August-21)		Change (cent per lb)
<400	NA	NA		NA
400-500	NA	NA		NA
500-600	NA	NA		NA
600-700	NA	NA		NA
700-800	138	NA		NA
800-900	NA	NA		NA
900+	NA	NA		NA

Source: Atlantic Stockyard Limited

### Heifers (cents per lb)

Heifers (lbs)	Price (2-September-21)	Price (26-August-21)		Change (cent per lb)
<400	NA	NA		NA
400-500	NA	NA		NA
500-600	NA	NA		NA
600-700	NA	NA		NA
700-800	NA	NA		NA
800-900	NA	NA		NA
900+	NA	NA		NA

Source: Atlantic Stockyard Limited

### Bob Calves (\$ per head)

Dairy	Price (2-September-21)	Price (26-August-21)		Change (\$ per head)
Good	84	78	↑	6
Average	12	9	↑	3

Dairy-Beef	Price (2-September-21)	Price (26-August-21)		Change (\$ per head)
Good	170	169	↑	1
Average	40	53	↓	-13

Source: Atlantic Stockyard Limited

### Lambs (cents per lb)

Lambs (lbs)	Price (2-September-21)	Price (26-August-21)		Change (cent per lb)
<50	NA	180		NA
50-64	224	211	↑	13
65-79	NA	215		NA
80-94	NA	202		NA
95-109	NA	195		NA
>109	NA	168		NA

Source: Atlantic Stockyard Limited

### Hogs

	Price (10-September-21)	Price (3-September-21)		Change
Hog (\$ per 100 kg)	237.99	248.08	↓	-10.09
Weaner (\$ 30lb)	65.00	66.25	↓	-1.25
Weaner (\$ per lb over)	0.88	0.90	↓	-0.02

Source: PEI Hog Board

### Beef (\$ per lb)

	Price (6-September-21)	Price (30-August-21)		Change (\$ per lb)
AA & AAA	2.57	2.51	↑	0.06

Source: Atlantic Beef Products Inc.

### Lamb Dressed Weight (\$ per kg)

	Price (9-September-21)	Price (2-September-21)		Change (\$ per kg)
New lamb	10.90	11.10	↓	-0.2
Mutton	6.00	6.00	→	0

Source: Northumberland Lamb

# Weekly Agriculture Market Report



Volume 2 Issue 37  
September 16, 2021

## Grains (\$ per tonne)

	Price (16-September-21)	Price (9-September-21)		Change (\$ per tonne)
Barley	300	290	↑	10
Oats#2	275	275	→	0
Barley Extruded	out of stock	out of stock		NA
Mixed Grain (FOB)	NA	NA		NA
Wheat	340	360	↓	-20
Corn	450	450	→	0
Soybean Meal 48%	725	710	↑	15
Soybean Extruded	750	750	→	0
Soybean Roasted	760	760	→	0
Soybean Raw	NA	NA		NA

Source: PEI Grains Elevators Corporation

## Atlantic Soy Crop (\$ per tonne)

	Price (16-September-21)	Price (9-September-21)		Change (\$ per tonne)
PEI Average Board Price	541.9	532.57	↑	9.33

Source: Sevita International

Note: Premiums above base price \$40.00-\$91.00/MT depend upon variety and grade

## Potatoes (\$ per bag - Avg FOB price)

Bag	Price (15-September-21)	Price (9-September-21)		Change (\$ per bag)
50 lbs	3.16	NA		NA
10 lbs	13.82	NA		NA

Source: PEI Potato Board

### Eggs - Producer Price (\$ per dozen)

Dozen	Price (5-September-21)	Price (5-September-21)		Change (\$ per doze)
X-Large	2.51	2.51	→	0
A-Large	2.51	2.51	→	0
A-Medium	2.34	2.34	→	0
A-Small	1.90	1.90	→	0

Source: Egg Farmers of PEI

### Feeders (cents per lb)

Steers (lbs)	Price (9-September-21)	Price (2-September-21)		Change (cent per lb)
<400	NA	NA		NA
400-500	NA	NA		NA
500-600	NA	NA		NA
600-700	NA	NA		NA
700-800	NA	138		NA
800-900	NA	NA		NA
900+	NA	NA		NA

Source: Atlantic Stockyard Limited

### Heifers (cents per lb)

Heifers (lbs)	Price (9-September-21)	Price (2-September-21)		Change (cent per lb)
<400	NA	NA		NA
400-500	NA	NA		NA
500-600	NA	NA		NA
600-700	NA	NA		NA
700-800	NA	NA		NA
800-900	NA	NA		NA
900+	NA	NA		NA

Source: Atlantic Stockyard Limited

### Bob Calves (\$ per head)

Dairy	Price (9-September-21)	Price (2-September-21)		Change (\$ per head)
Good	108	84	↑	24
Average	15	12	↑	3

Dairy-Beef	Price (9-September-21)	Price (2-September-21)		Change (\$ per head)
Good	127	170	↓	-43
Average	29	40	↓	-11

Source: Atlantic Stockyard Limited

### Lambs (cents per lb)

Lambs (lbs)	Price (9-September-21)	Price (2-September-21)		Change (cent per lb)
<50	NA	NA		NA
50-64	236	224	↑	12
65-79	285	NA		NA
80-94	267	NA		NA
95-109	248	NA		NA
>109	NA	NA		NA

Source: Atlantic Stockyard Limited

### Hogs

	Price (17-September-21)	Price (10-September-21)		Change
Hog (\$ per 100 kg)	230.70	237.99	↓	-7.29
Weaner (\$ 30lb)	63.25	65.00	↓	-1.75
Weaner (\$ per lb over)	0.86	0.88	↓	-0.02

Source: PEI Hog Board



### Beef (\$ per lb)

	Price (13-September-21)	Price (6-September-21)		Change (\$ per lb)
AA & AAA	2.63	2.57	↑	0.06

Source: Atlantic Beef Products Inc.

### Lamb Dressed Weight (\$ per kg)

	Price (16-September-21)	Price (9-September-21)		Change (\$ per kg)
New lamb	10.70	10.90	↓	-0.2
Mutton	6.00	6.00	→	0

Source: Northumberland Lamb

# Weekly Agriculture Market Report



Volume 2 Issue 38  
September 23, 2021

## Grains (\$ per tonne)

	Price (23-September-21)	Price (16-September-21)		Change (\$ per tonne)
Barley	300	300	→	0
Oats#2	275	275	→	0
Barley Extruded	out of stock	out of stock		NA
Mixed Grain (FOB)	NA	NA		NA
Wheat	330	340	↓	-10
Corn	450	450	→	0
Soybean Meal 48%	700	725	↓	-25
Soybean Extruded	750	750	→	0
Soybean Roasted	760	760	→	0
Soybean Raw	NA	NA		NA

Source: PEI Grains Elevators Corporation

## Atlantic Soy Crop (\$ per tonne)

	Price (23-September-21)	Price (16-September-21)		Change (\$ per tonne)
PEI Average Board Price	538.39	541.9	↓	-3.51

Source: Sevita International

Note: Premiums above base price \$40.00-\$91.00/MT depend upon variety and grade

## Potatoes (\$ per bag - Avg FOB price)

Bag	Price (22-September-21)	Price (15-September-21)		Change (\$ per bag)
50 lbs	NA	13.82		NA
10 lbs	2.9	3.16	↓	-0.26

Source: PEI Potato Board

### Eggs - Producer Price (\$ per dozen)

Dozen	Price (5-September-21)	Price (5-September-21)		Change (\$ per doze)
X-Large	2.51	2.51	→	0
A-Large	2.51	2.51	→	0
A-Medium	2.34	2.34	→	0
A-Small	1.90	1.90	→	0

Source: Egg Farmers of PEI

### Feeders (cents per lb)

Steers (lbs)	Price (16-September-21)	Price (9-September-21)		Change (cent per lb)
<400	NA	NA		NA
400-500	NA	NA		NA
500-600	NA	NA		NA
600-700	NA	NA		NA
700-800	NA	NA		NA
800-900	NA	NA		NA
900+	NA	NA		NA

Source: Atlantic Stockyard Limited

### Heifers (cents per lb)

Heifers (lbs)	Price (16-September-21)	Price (9-September-21)		Change (cent per lb)
<400	NA	NA		NA
400-500	NA	NA		NA
500-600	NA	NA		NA
600-700	NA	NA		NA
700-800	160	NA		NA
800-900	NA	NA		NA
900+	NA	NA		NA

Source: Atlantic Stockyard Limited

### Bob Calves (\$ per head)

Dairy	Price (16-September-21)	Price (9-September-21)		Change (\$ per head)
Good	111	108	↑	3
Average	13	15	↓	-2

Dairy-Beef	Price (16-September-21)	Price (9-September-21)		Change (\$ per head)
Good	213	127	↑	86
Average	70	29	↑	41

Source: Atlantic Stockyard Limited

### Lambs (cents per lb)

Lambs (lbs)	Price (16-September-21)	Price (9-September-21)		Change (cent per lb)
<50	180	NA		NA
50-64	243	236	↑	7
65-79	264	285	↓	-21
80-94	262	267	↓	-5
95-109	260	248	↑	12
>109	NA	NA		NA

Source: Atlantic Stockyard Limited

### Hogs

	Price (24-September-21)	Price (17-September-21)		Change
Hog (\$ per 100 kg)	224.14	230.70	↓	-6.56
Weaner (\$ 30lb)	61.25	63.25	↓	-2
Weaner (\$ per lb over)	0.83	0.86	↓	-0.03

Source: PEI Hog Board

### Beef (\$ per lb)

	Price (20-September-21)	Price (13-September-21)		Change (\$ per lb)
AA & AAA	2.63	2.63	→	0

Source: Atlantic Beef Products Inc.

### Lamb Dressed Weight (\$ per kg)

	Price (23-September-21)	Price (16-September-21)		Change (\$ per kg)
New lamb	10.50	10.70	↓	-0.2
Mutton	6.00	6.00	→	0

Source: Northumberland Lamb

# Weekly Agriculture Market Report



Volume 2 Issue 39  
September 30, 2021

## Grains (\$ per tonne)

	Price (5-October-21)	Price (23-September-21)		Change (\$ per tonne)
Barley	300	300	→	0
Oats#2	280	275	↑	5
Barley Extruded	out of stock	out of stock		NA
Mixed Grain (FOB)	NA	NA		NA
Wheat	330	330	→	0
Corn	405	450	↓	-45
Soybean Meal 48%	690	700	↓	-10
Soybean Extruded	750	750	→	0
Soybean Roasted	760	760	→	0
Soybean Raw	NA	NA		NA

Source: PEI Grains Elevators Corporation

## Atlantic Soy Crop (\$ per tonne)

	Price (30-September-21)	Price (23-September-21)		Change (\$ per tonne)
PEI Average Board Price	544.47	538.39	↑	6.08

Source: Sevita International

Note: Premiums above base price \$40.00-\$91.00/MT depend upon variety and grade

## Potatoes (\$ per bag - Avg FOB price)

Bag	Price (1-October-21)	Price (22-September-21)		Change (\$ per bag)
50 lbs	NA	NA		NA
10 lbs	2.8	2.9	↓	-0.1

Source: PEI Potato Board

### Eggs - Producer Price (\$ per dozen)

Dozen	Price (3-October-21)	Price (5-September-21)		Change (\$ per doze)
X-Large	2.51	2.51	→	0
A-Large	2.51	2.51	→	0
A-Medium	2.34	2.34	→	0
A-Small	1.90	1.90	→	0

Source: Egg Farmers of PEI

### Feeders (cents per lb)

Steers (lbs)	Price (30-September-21)	Price (16-September-21)		Change (cent per lb)
<400	179	NA		NA
400-500	166	NA		NA
500-600	NA	NA		NA
600-700	NA	NA		NA
700-800	NA	NA		NA
800-900	NA	NA		NA
900+	NA	NA		NA

Source: Atlantic Stockyard Limited

### Heifers (cents per lb)

Heifers (lbs)	Price (30-September-21)	Price (16-September-21)		Change (cent per lb)
<400	139	NA		NA
400-500	154	NA		NA
500-600	NA	NA		NA
600-700	NA	NA		NA
700-800	160	160	→	0
800-900	NA	NA		NA
900+	115	NA		NA

Source: Atlantic Stockyard Limited

### Bob Calves (\$ per head)

Dairy	Price (30-September-21)	Price (16-September-21)		Change (\$ per head)
Good	80	111	↓	-31
Average	13	13	→	0

Dairy-Beef	Price (30-September-21)	Price (16-September-21)		Change (\$ per head)
Good	180	213	↓	-33
Average	67	70	↓	-3

Source: Atlantic Stockyard Limited

### Lambs (cents per lb)

Lambs (lbs)	Price (30-September-21)	Price (16-September-21)		Change (cent per lb)
<50	230	180	↑	50
50-64	238	243	↓	-5
65-79	235	264	↓	-29
80-94	228	262	↓	-34
95-109	239	260	↓	-21
>109	259	NA		NA

Source: Atlantic Stockyard Limited

### Hogs

	Price (1-October-21)	Price (24-September-21)		Change
Hog (\$ per 100 kg)	218.60	224.14	↓	-5.54
Weaner (\$ 30lb)	59.25	61.25	↓	-2
Weaner (\$ per lb over)	0.80	0.83	↓	-0.03

Source: PEI Hog Board



### Beef (\$ per lb)

	Price (27-September-21)	Price (20-September-21)		Change (\$ per lb)
AA & AAA	2.63	2.63	→	0

Source: Atlantic Beef Products Inc.

### Lamb Dressed Weight (\$ per kg)

	Price (30-September-21)	Price (23-September-21)		Change (\$ per kg)
New lamb	10.50	10.50	→	0
Mutton	6.50	6.00	↑	0.5

Source: Northumberland Lamb

# Weekly Agriculture Market Report



Volume 2 Issue 40  
October 7, 2021

## Grains (\$ per tonne)

	Price (5-October-21)	Price (5-October-21)	Change (\$ per tonne)
Barley	300	300	→
Oats#2	280	280	→
Barley Extruded	out of stock	out of stock	NA
Mixed Grain (FOB)	NA	NA	NA
Wheat	330	330	→
Corn	405	405	→
Soybean Meal 48%	690	690	→
Soybean Extruded	750	750	→
Soybean Roasted	760	760	→
Soybean Raw	NA	NA	NA

Source: PEI Grains Elevators Corporation

## Atlantic Soy Crop (\$ per tonne)

	Price (7-October-21)	Price (30-September-21)	Change (\$ per tonne)
PEI Average Board Price	515.72	544.47	↓

Source: Sevita International

Note: Premiums above base price \$40.00-\$91.00/MT depend upon variety and grade

## Potatoes (\$ per bag - Avg FOB price)

Bag	Price (6-October-21)	Price (1-October-21)	Change (\$ per bag)
50 lbs	NA	NA	NA
10 lbs	2.58	2.8	↓

Source: PEI Potato Board

### Eggs - Producer Price (\$ per dozen)

Dozen	Price (3-October-21)	Price (3-October-21)		Change (\$ per doze)
X-Large	2.51	2.51	➔	0
A-Large	2.51	2.51	➔	0
A-Medium	2.34	2.34	➔	0
A-Small	1.90	1.90	➔	0

Source: Egg Farmers of PEI

### Feeders (cents per lb)

Steers (lbs)	Price (30-September-21)	Price (30-September-21)		Change (cent per lb)
<400	179	179	➔	0
400-500	166	166	➔	0
500-600	NA	NA		NA
600-700	NA	NA		NA
700-800	NA	NA		NA
800-900	NA	NA		NA
900+	NA	NA		NA

Source: Atlantic Stockyard Limited

### Heifers (cents per lb)

Heifers (lbs)	Price (30-September-21)	Price (30-September-21)		Change (cent per lb)
<400	139	139	➔	0
400-500	154	154	➔	0
500-600	NA	NA		NA
600-700	NA	NA		NA
700-800	160	160	➔	0
800-900	NA	NA		NA
900+	115	115	➔	0

Source: Atlantic Stockyard Limited

### Bob Calves (\$ per head)

Dairy	Price (30-September-21)	Price (30-September-21)		Change (\$ per head)
Good	80	80	→	0
Average	13	13	→	0

Dairy-Beef	Price (30-September-21)	Price (30-September-21)		Change (\$ per head)
Good	180	180	→	0
Average	67	67	→	0

Source: Atlantic Stockyard Limited

### Lambs (cents per lb)

Lambs (lbs)	Price (30-September-21)	Price (30-September-21)		Change (cent per lb)
<50	230	230	→	0
50-64	238	238	→	0
65-79	235	235	→	0
80-94	228	228	→	0
95-109	239	239	→	0
>109	259	259	→	0

Source: Atlantic Stockyard Limited

### Hogs

	Price (8-October-21)	Price (1-October-21)		Change
Hog (\$ per 100 kg)	218.65	218.60	↑	0.05
Weaner (\$ 30lb)	57.75	59.25	↓	-1.5
Weaner (\$ per lb over)	0.78	0.80	↓	-0.02

Source: PEI Hog Board

### Beef (\$ per lb)

	Price (4-October-21)	Price (27-September-21)		Change (\$ per lb)
AA & AAA	2.63	2.63	➔	0

Source: Atlantic Beef Products Inc.

### Lamb Dressed Weight (\$ per kg)

	Price (7-October-21)	Price (30-September-21)		Change (\$ per kg)
New lamb	10.50	10.50	➔	0
Mutton	6.50	6.50	➔	0

Source: Northumberland Lamb

# Weekly Agriculture Market Report



Volume 2 Issue 41  
October 14, 2021

## Grains (\$ per tonne)

	Price (14-October-21)	Price (5-October-21)		Change (\$ per tonne)
Barley	310	300	↑	10
Oats#2	280	280	→	0
Barley Extruded	out of stock	out of stock		NA
Mixed Grain (FOB)	NA	NA		NA
Wheat	330	330	→	0
Corn	400	405	↓	-5
Soybean Meal 48%	680	690	↓	-10
Soybean Extruded	700	750	↓	-50
Soybean Roasted	710	760	↓	-50
Soybean Raw	NA	NA		NA

Source: PEI Grains Elevators Corporation

## Atlantic Soy Crop (\$ per tonne)

	Price (14-October-21)	Price (7-October-21)		Change (\$ per tonne)
PEI Average Board Price	486.91	515.72	↓	-28.81

Source: Sevita International

Note: Premiums above base price \$40.00-\$91.00/MT depend upon variety and grade

## Potatoes (\$ per bag - Avg FOB price)

Bag	Price (13-October-21)	Price (6-October-21)		Change (\$ per bag)
50 lbs	NA	NA		NA
10 lbs	3	2.58	↑	0.42

Source: PEI Potato Board

### Eggs - Producer Price (\$ per dozen)

Dozen	Price (3-October-21)	Price (3-October-21)		Change (\$ per doze)
X-Large	2.51	2.51	→	0
A-Large	2.51	2.51	→	0
A-Medium	2.34	2.34	→	0
A-Small	1.90	1.90	→	0

Source: Egg Farmers of PEI

### Feeders (cents per lb)

Steers (lbs)	Price (7-October-21)	Price (30-September-21)		Change (cent per lb)
<400	NA	179		NA
400-500	NA	166		NA
500-600	166	NA		NA
600-700	NA	NA		NA
700-800	NA	NA		NA
800-900	NA	NA		NA
900+	NA	NA		NA

Source: Atlantic Stockyard Limited

### Heifers (cents per lb)

Heifers (lbs)	Price (7-October-21)	Price (30-September-21)		Change (cent per lb)
<400	NA	139		NA
400-500	NA	154		NA
500-600	NA	NA		NA
600-700	NA	NA		NA
700-800	NA	160		NA
800-900	NA	NA		NA
900+	123	115	↑	8

Source: Atlantic Stockyard Limited

### Bob Calves (\$ per head)

Dairy	Price (7-October-21)	Price (30-September-21)		Change (\$ per head)
Good	81	80	↑	1
Average	19	13	↑	6

Dairy-Beef	Price (7-October-21)	Price (30-September-21)		Change (\$ per head)
Good	169	180	↓	-11
Average	87	67	↑	20

Source: Atlantic Stockyard Limited

### Lambs (cents per lb)

Lambs (lbs)	Price (7-October-21)	Price (30-September-21)		Change (cent per lb)
<50	200	230	↓	-30
50-64	217	238	↓	-21
65-79	230	235	↓	-5
80-94	190	228	↓	-38
95-109	254	239	↑	15
>109	223	259	↓	-36

Source: Atlantic Stockyard Limited

### Hogs

	Price (15-October-21)	Price (8-October-21)		Change
Hog (\$ per 100 kg)	216.90	218.65	↓	-1.75
Weaner (\$ 30lb)	57.00	57.75	↓	-0.75
Weaner (\$ per lb over)	0.77	0.78	↓	-0.01

Source: PEI Hog Board



### Beef (\$ per lb)

	Price (11-October-21)	Price (4-October-21)		Change (\$ per lb)
AA & AAA	2.63	2.63	➔	0

Source: Atlantic Beef Products Inc.

### Lamb Dressed Weight (\$ per kg)

	Price (14-October-21)	Price (7-October-21)		Change (\$ per kg)
New lamb	10.50	10.50	➔	0
Mutton	6.50	6.50	➔	0

Source: Northumberland Lamb

# Weekly Agriculture Market Report



Volume 2 Issue 42  
October 21, 2021

## Grains (\$ per tonne)

	Price (25-October-21)	Price (14-October-21)		Change (\$ per tonne)
Barley	310	310	→	0
Oats#2	280	280	→	0
Barley Extruded	out of stock	out of stock		NA
Mixed Grain (FOB)	NA	NA		NA
Wheat	340	330	↑	10
Corn	400	400	→	0
Soybean Meal 48%	670	680	↓	-10
Soybean Extruded	690	700	↓	-10
Soybean Roasted	700	710	↓	-10
Soybean Raw	NA	NA		NA

Source: PEI Grains Elevators Corporation

## Atlantic Soy Crop (\$ per tonne)

	Price (21-October-21)	Price (14-October-21)		Change (\$ per tonne)
PEI Average Board Price	498.87	486.91	↑	11.96

Source: Sevita International

Note: Premiums above base price \$40.00-\$91.00/MT depend upon variety and grade

## Potatoes (\$ per bag - Avg FOB price)

Bag	Price (20-October-21)	Price (13-October-21)		Change (\$ per bag)
50 lbs	NA	NA		NA
10 lbs	3	3	→	0

Source: PEI Potato Board

### Eggs - Producer Price (\$ per dozen)

Dozen	Price (3-October-21)	Price (3-October-21)		Change (\$ per doze)
X-Large	2.51	2.51	→	0
A-Large	2.51	2.51	→	0
A-Medium	2.34	2.34	→	0
A-Small	1.90	1.90	→	0

Source: Egg Farmers of PEI

### Feeders (cents per lb)

Steers (lbs)	Price (14-October-21)	Price (7-October-21)		Change (cent per lb)
<400	NA	NA		NA
400-500	165	NA		NA
500-600	154	166	↓	-12
600-700	NA	NA		NA
700-800	NA	NA		NA
800-900	NA	NA		NA
900+	NA	NA		NA

Source: Atlantic Stockyard Limited

### Heifers (cents per lb)

Heifers (lbs)	Price (14-October-21)	Price (7-October-21)		Change (cent per lb)
<400	NA	NA		NA
400-500	156	NA		NA
500-600	NA	NA		NA
600-700	123	NA		NA
700-800	117	NA		NA
800-900	NA	NA		NA
900+	NA	123		NA

Source: Atlantic Stockyard Limited

### Bob Calves (\$ per head)

Dairy	Price (14-October-21)	Price (7-October-21)		Change (\$ per head)
Good	100	81	↑	19
Average	21	19	↑	2

Dairy-Beef	Price (14-October-21)	Price (7-October-21)		Change (\$ per head)
Good	187	169	↑	18
Average	77	87	↓	-10

Source: Atlantic Stockyard Limited

### Lambs (cents per lb)

Lambs (lbs)	Price (14-October-21)	Price (7-October-21)		Change (cent per lb)
<50	240	200	↑	40
50-64	229	217	↑	12
65-79	208	230	↓	-22
80-94	195	190	↑	5
95-109	220	254	↓	-34
>109	200	223	↓	-23

Source: Atlantic Stockyard Limited

### Hogs

	Price (22-October-21)	Price (15-October-21)		Change
Hog (\$ per 100 kg)	205.75	216.90	↓	-11.15
Weaner (\$ 30lb)	56.00	57.00	↓	-1
Weaner (\$ per lb over)	0.76	0.77	↓	-0.01

Source: PEI Hog Board

### Beef (\$ per lb)

	Price (18-October-21)	Price (11-October-21)		Change (\$ per lb)
AA & AAA	2.63	2.63	→	0

Source: Atlantic Beef Products Inc.

### Lamb Dressed Weight (\$ per kg)

	Price (21-October-21)	Price (14-October-21)		Change (\$ per kg)
New lamb	10.50	10.50	→	0
Mutton	6.50	6.50	→	0

Source: Northumberland Lamb

# Weekly Agriculture Market Report



Volume 2 Issue 43  
October 28, 2021

## Grains (\$ per tonne)

	Price (28-October-21)	Price (25-October-21)		Change (\$ per tonne)
Barley	320	310	↑	10
Oats#2	280	280	→	0
Barley Extruded	out of stock	out of stock		NA
Mixed Grain (FOB)	NA	NA		NA
Wheat	355	340	↑	15
Corn	400	400	→	0
Soybean Meal 48%	675	670	↑	5
Soybean Extruded	675	690	↓	-15
Soybean Roasted	690	700	↓	-10
Soybean Raw	NA	NA		NA

Source: PEI Grains Elevators Corporation

## Atlantic Soy Crop (\$ per tonne)

	Price (28-October-21)	Price (21-October-21)		Change (\$ per tonne)
PEI Average Board Price	502.02	498.87	↑	3.15

Source: Sevita International

Note: Premiums above base price \$40.00-\$91.00/MT depend upon variety and grade

## Potatoes (\$ per bag - Avg FOB price)

Bag	Price (27-October-21)	Price (20-October-21)		Change (\$ per bag)
50 lbs	NA	NA		NA
10 lbs	2.76	3	↓	-0.24

Source: PEI Potato Board

### Eggs - Producer Price (\$ per dozen)

Dozen	Price (31-October-21)	Price (3-October-21)		Change (\$ per doze)
X-Large	2.51	2.51	→	0
A-Large	2.51	2.51	→	0
A-Medium	2.34	2.34	→	0
A-Small	1.90	1.90	→	0

Source: Egg Farmers of PEI

### Feeders (cents per lb)

Steers (lbs)	Price (21-October-21)	Price (14-October-21)		Change (cent per lb)
<400	NA	NA		NA
400-500	NA	165		NA
500-600	NA	154		NA
600-700	162	NA		NA
700-800	NA	NA		NA
800-900	NA	NA		NA
900+	NA	NA		NA

Source: Atlantic Stockyard Limited

### Heifers (cents per lb)

Heifers (lbs)	Price (21-October-21)	Price (14-October-21)		Change (cent per lb)
<400	225	NA		NA
400-500	NA	156		NA
500-600	NA	NA		NA
600-700	157	123	↑	34
700-800	NA	117		NA
800-900	NA	NA		NA
900+	134	NA		NA

Source: Atlantic Stockyard Limited

### Bob Calves (\$ per head)

Dairy	Price (21-October-21)	Price (14-October-21)		Change (\$ per head)
Good	78	100	↓	-22
Average	12	21	↓	-9

Dairy-Beef	Price (21-October-21)	Price (14-October-21)		Change (\$ per head)
Good	187	187	→	0
Average	66	77	↓	-11

Source: Atlantic Stockyard Limited

### Lambs (cents per lb)

Lambs (lbs)	Price (21-October-21)	Price (14-October-21)		Change (cent per lb)
<50	NA	240		NA
50-64	158	229	↓	-71
65-79	201	208	↓	-7
80-94	226	195	↑	31
95-109	NA	220		NA
>109	294	200	↑	94

Source: Atlantic Stockyard Limited

### Hogs

	Price (29-October-21)	Price (22-October-21)		Change
Hog (\$ per 100 kg)	195.25	205.75	↓	-10.5
Weaner (\$ 30lb)	54.50	56.00	↓	-1.5
Weaner (\$ per lb over)	0.74	0.76	↓	-0.02

Source: PEI Hog Board



### Beef (\$ per lb)

	Price (25-October-21)	Price (18-October-21)		Change (\$ per lb)
AA & AAA	2.63	2.63	➔	0

Source: Atlantic Beef Products Inc.

### Lamb Dressed Weight (\$ per kg)

	Price (28-October-21)	Price (21-October-21)		Change (\$ per kg)
New lamb	10.50	10.50	➔	0
Mutton	6.50	6.50	➔	0

Source: Northumberland Lamb

# Weekly Agriculture Market Report



Volume 2 Issue 44  
November 4, 2021

## Grains (\$ per tonne)

	Price (4-November-21)	Price (28-October-21)		Change (\$ per tonne)
Barley	325	320	↑	5
Oats#2	280	280	→	0
Barley Extruded	out of stock	out of stock		NA
Mixed Grain (FOB)	NA	NA		NA
Wheat	360	355	↑	5
Corn	385	400	↓	-15
Soybean Meal 48%	660	675	↓	-15
Soybean Extruded	675	675	→	0
Soybean Roasted	690	690	→	0
Soybean Raw	NA	NA		NA

Source: PEI Grains Elevators Corporation

## Atlantic Soy Crop (\$ per tonne)

	Price (4-November-21)	Price (28-October-21)		Change (\$ per tonne)
PEI Average Board Price	504.97	502.02	↑	2.95

Source: Sevita International

Note: Premiums above base price \$40.00-\$91.00/MT depend upon variety and grade

## Potatoes (\$ per bag - Avg FOB price)

Bag	Price (3-November-21)	Price (27-October-21)		Change (\$ per bag)
50 lbs	NA	NA		NA
10 lbs	2.87	2.76	↑	0.11

Source: PEI Potato Board

### Eggs - Producer Price (\$ per dozen)

Dozen	Price (31-October-21)	Price (31-October-21)		Change (\$ per doze)
X-Large	2.51	2.51	→	0
A-Large	2.51	2.51	→	0
A-Medium	2.34	2.34	→	0
A-Small	1.90	1.90	→	0

Source: Egg Farmers of PEI

### Feeders (cents per lb)

Steers (lbs)	Price (28-October-21)	Price (21-October-21)		Change (cent per lb)
<400	NA	NA		NA
400-500	NA	NA		NA
500-600	NA	NA		NA
600-700	154	162	↓	-8
700-800	NA	NA		NA
800-900	NA	NA		NA
900+	NA	NA		NA

Source: Atlantic Stockyard Limited

### Heifers (cents per lb)

Heifers (lbs)	Price (28-October-21)	Price (21-October-21)		Change (cent per lb)
<400	196	225	↓	-29
400-500	143	NA		NA
500-600	149	NA		NA
600-700	126	157	↓	-31
700-800	NA	NA		NA
800-900	NA	NA		NA
900+	NA	134		NA

Source: Atlantic Stockyard Limited

### Bob Calves (\$ per head)

Dairy	Price (28-October-21)	Price (21-October-21)		Change (\$ per head)
Good	66	78	↓	-12
Average	12	12	→	0

Dairy-Beef	Price (28-October-21)	Price (21-October-21)		Change (\$ per head)
Good	197	187	↑	10
Average	53	66	↓	-13

Source: Atlantic Stockyard Limited

### Lambs (cents per lb)

Lambs (lbs)	Price (28-October-21)	Price (21-October-21)		Change (cent per lb)
<50	205	NA		NA
50-64	246	158	↑	88
65-79	220	201	↑	19
80-94	219	226	↓	-7
95-109	NA	NA		NA
>109	NA	294		NA

Source: Atlantic Stockyard Limited

### Hogs

	Price (5-November-21)	Price (29-October-21)		Change
Hog (\$ per 100 kg)	186.22	195.25	↓	-9.03
Weaner (\$ 30lb)	52.50	54.50	↓	-2
Weaner (\$ per lb over)	0.71	0.74	↓	-0.03

Source: PEI Hog Board

### Beef (\$ per lb)

	Price (1-November-21)	Price (25-October-21)		Change (\$ per lb)
AA & AAA	2.63	2.63	→	0

Source: Atlantic Beef Products Inc.

### Lamb Dressed Weight (\$ per kg)

	Price (4-November-21)	Price (28-October-21)		Change (\$ per kg)
New lamb	10.70	10.50	↑	0.2
Mutton	6.50	6.50	→	0

Source: Northumberland Lamb

# Weekly Agriculture Market Report



Volume 2 Issue 45  
November 10, 2021

## Grains (\$ per tonne)

	Price (11-November-21)	Price (4-November-21)		Change (\$ per tonne)
Barley	325	325	→	0
Oats#2	280	280	→	0
Barley Extruded	out of stock	out of stock		NA
Mixed Grain (FOB)	NA	NA		NA
Wheat	355	360	↓	-5
Corn	365	385	↓	-20
Soybean Meal 48%	660	660	→	0
Soybean Extruded	675	675	→	0
Soybean Roasted	690	690	→	0
Soybean Raw	NA	NA		NA

Source: PEI Grains Elevators Corporation

## Atlantic Soy Crop (\$ per tonne)

	Price (10-November-21)	Price (4-November-21)		Change (\$ per tonne)
PEI Average Board Price	496.04	504.97	↓	-8.93

Source: Sevita International

Note: Premiums above base price \$40.00-\$91.00/MT depend upon variety and grade

## Potatoes (\$ per bag - Avg FOB price)

Bag	Price (9-November-21)	Price (3-November-21)		Change (\$ per bag)
50 lbs	11.76	NA		NA
10 lbs	3.1	2.87	↑	0.23

Source: PEI Potato Board

### Eggs - Producer Price (\$ per dozen)

Dozen	Price (31-October-21)	Price (31-October-21)		Change (\$ per doze)
X-Large	2.51	2.51	→	0
A-Large	2.51	2.51	→	0
A-Medium	2.34	2.34	→	0
A-Small	1.90	1.90	→	0

Source: Egg Farmers of PEI

### Feeders (cents per lb)

Steers (lbs)	Price (4-November-21)	Price (28-October-21)		Change (cent per lb)
<400	NA	NA		NA
400-500	NA	NA		NA
500-600	184	NA		NA
600-700	169	154	↑	15
700-800	NA	NA		NA
800-900	NA	NA		NA
900+	NA	NA		NA

Source: Atlantic Stockyard Limited

### Heifers (cents per lb)

Heifers (lbs)	Price (4-November-21)	Price (28-October-21)		Change (cent per lb)
<400	125	196	↓	-71
400-500	203	143	↑	60
500-600	158	149	↑	9
600-700	149	126	↑	23
700-800	137	NA		NA
800-900	NA	NA		NA
900+	NA	NA		NA

Source: Atlantic Stockyard Limited

### Bob Calves (\$ per head)

Dairy	Price (4-November-21)	Price (28-October-21)		Change (\$ per head)
Good	71	66	↑	5
Average	10	12	↓	-2

Dairy-Beef	Price (4-November-21)	Price (28-October-21)		Change (\$ per head)
Good	185	197	↓	-12
Average	59	53	↑	6

Source: Atlantic Stockyard Limited

### Lambs (cents per lb)

Lambs (lbs)	Price (4-November-21)	Price (28-October-21)		Change (cent per lb)
<50	148	205	↓	-57
50-64	218	246	↓	-28
65-79	NA	220		NA
80-94	215	219	↓	-4
95-109	192	NA		NA
>109	162	NA		NA

Source: Atlantic Stockyard Limited

### Hogs

	Price (12-November-21)	Price (5-November-21)		Change
Hog (\$ per 100 kg)	181.32	186.22	↓	-4.9
Weaner (\$ 30lb)	50.00	52.50	↓	-2.5
Weaner (\$ per lb over)	0.68	0.71	↓	-0.03

Source: PEI Hog Board



### Beef (\$ per lb)

	Price (8-November-21)	Price (1-November-21)		Change (\$ per lb)
AA & AAA	2.63	2.63	→	0

Source: Atlantic Beef Products Inc.

### Lamb Dressed Weight (\$ per kg)

	Price (10-November-21)	Price (4-November-21)		Change (\$ per kg)
New lamb	10.90	10.70	↑	0.2
Mutton	6.50	6.50	→	0

Source: Northumberland Lamb

# Weekly Agriculture Market Report



Volume 2 Issue 46  
November 18, 2021

## Grains (\$ per tonne)

	Price (18-November-21)	Price (11-November-21)		Change (\$ per tonne)
Barley	325	325	→	0
Oats#2	280	280	→	0
Barley Extruded	out of stock	out of stock		NA
Mixed Grain (FOB)	NA	NA		NA
Wheat	355	355	→	0
Corn	355	365	↓	-10
Soybean Meal 48%	675	660	↑	15
Soybean Extruded	675	675	→	0
Soybean Roasted	690	690	→	0
Soybean Raw	NA	NA		NA

Source: PEI Grains Elevators Corporation

## Atlantic Soy Crop (\$ per tonne)

	Price (18-November-21)	Price (10-November-21)		Change (\$ per tonne)
PEI Average Board Price	533.56	496.04	↑	37.52

Source: Sevita International

Note: Premiums above base price \$40.00-\$91.00/MT depend upon variety and grade

## Potatoes (\$ per bag - Avg FOB price)

Bag	Price (17-November-21)	Price (9-November-21)		Change (\$ per bag)
50 lbs	11.69	11.76	↓	-0.07
10 lbs	2.57	3.1	↓	-0.53

Source: PEI Potato Board

### Eggs - Producer Price (\$ per dozen)

Dozen	Price (31-October-21)	Price (31-October-21)		Change (\$ per doze)
X-Large	2.51	2.51	→	0
A-Large	2.51	2.51	→	0
A-Medium	2.34	2.34	→	0
A-Small	1.90	1.90	→	0

Source: Egg Farmers of PEI

### Feeders (cents per lb)

Steers (lbs)	Price (11-November-21)	Price (4-November-21)		Change (cent per lb)
<400	193	NA		NA
400-500	179	NA		NA
500-600	NA	184		NA
600-700	NA	169		NA
700-800	NA	NA		NA
800-900	NA	NA		NA
900+	NA	NA		NA

Source: Atlantic Stockyard Limited

### Heifers (cents per lb)

Heifers (lbs)	Price (11-November-21)	Price (4-November-21)		Change (cent per lb)
<400	128	125	↑	3
400-500	NA	203		NA
500-600	113	158	↓	-45
600-700	115	149	↓	-34
700-800	NA	137		NA
800-900	119	NA		NA
900+	NA	NA		NA

Source: Atlantic Stockyard Limited

### Bob Calves (\$ per head)

Dairy	Price (11-November-21)	Price (4-November-21)		Change (\$ per head)
Good	85	71	↑	14
Average	5	10	↓	-5

Dairy-Beef	Price (11-November-21)	Price (4-November-21)		Change (\$ per head)
Good	213	185	↑	28
Average	5	59	↓	-54

Source: Atlantic Stockyard Limited

### Lambs (cents per lb)

Lambs (lbs)	Price (11-November-21)	Price (4-November-21)		Change (cent per lb)
<50	180	148	↑	32
50-64	220	218	↑	2
65-79	220	NA		NA
80-94	188	215	↓	-27
95-109	208	192	↑	16
>109	NA	162		NA

Source: Atlantic Stockyard Limited

### Hogs

	Price (19-November-21)	Price (12-November-21)		Change
Hog (\$ per 100 kg)	180.44	181.32	↓	-0.88
Weaner (\$ 30lb)	48.50	50.00	↓	-1.5
Weaner (\$ per lb over)	0.66	0.68	↓	-0.02

Source: PEI Hog Board

### Beef (\$ per lb)

	Price (15-November-21)	Price (8-November-21)		Change (\$ per lb)
AA & AAA	2.63	2.63	→	0

Source: Atlantic Beef Products Inc.

### Lamb Dressed Weight (\$ per kg)

	Price (18-November-21)	Price (10-November-21)		Change (\$ per kg)
New lamb	11.10	10.90	↑	0.2
Mutton	6.50	6.50	→	0

Source: Northumberland Lamb

# Weekly Agriculture Market Report



Volume 2 Issue 47  
November 26, 2021

## Grains (\$ per tonne)

	Price (26-November-21)	Price (18-November-21)		Change (\$ per tonne)
Barley	330	325	↑	5
Oats#2	280	280	→	0
Barley Extruded	out of stock	out of stock		NA
Mixed Grain (FOB)	NA	NA		NA
Wheat	355	355	→	0
Corn	360	355	↑	5
Soybean Meal 48%	700	675	↑	25
Soybean Extruded	675	675	→	0
Soybean Roasted	690	690	→	0
Soybean Raw	NA	NA		NA

Source: PEI Grains Elevators Corporation

## Atlantic Soy Crop (\$ per tonne)

	Price (26-November-21)	Price (18-November-21)		Change (\$ per tonne)
PEI Average Board Price	524.66	533.56	↓	-8.9

Source: Sevita International

Note: Premiums above base price \$40.00-\$91.00/MT depend upon variety and grade

## Potatoes (\$ per bag - Avg FOB price)

Bag	Price (24-November-21)	Price (17-November-21)		Change (\$ per bag)
50 lbs	NA	11.69		NA
10 lbs	2.53	2.57	↓	-0.04

Source: PEI Potato Board

### Eggs - Producer Price (\$ per dozen)

Dozen	Price (28-November-21)	Price (31-October-21)		Change (\$ per doze)
X-Large	2.51	2.51	→	0
A-Large	2.51	2.51	→	0
A-Medium	2.34	2.34	→	0
A-Small	1.90	1.90	→	0

Source: Egg Farmers of PEI

### Feeders (cents per lb)

Steers (lbs)	Price (18-November-21)	Price (11-November-21)		Change (cent per lb)
<400	144	193	↓	-49
400-500	NA	179		NA
500-600	158	NA		NA
600-700	139	NA		NA
700-800	NA	NA		NA
800-900	NA	NA		NA
900+	131	NA		NA

Source: Atlantic Stockyard Limited

### Heifers (cents per lb)

Heifers (lbs)	Price (18-November-21)	Price (11-November-21)		Change (cent per lb)
<400	NA	128		NA
400-500	136	NA		NA
500-600	142	113	↑	29
600-700	NA	115		NA
700-800	NA	NA		NA
800-900	NA	119		NA
900+	NA	NA		NA

Source: Atlantic Stockyard Limited

### Bob Calves (\$ per head)

Dairy	Price (18-November-21)	Price (11-November-21)		Change (\$ per head)
Good	67	85	↓	-18
Average	6	5	↑	1

Dairy-Beef	Price (18-November-21)	Price (11-November-21)		Change (\$ per head)
Good	131	213	↓	-82
Average	19	5	↑	14

Source: Atlantic Stockyard Limited

### Lambs (cents per lb)

Lambs (lbs)	Price (18-November-21)	Price (11-November-21)		Change (cent per lb)
<50	NA	180		NA
50-64	NA	220		NA
65-79	NA	220		NA
80-94	NA	188		NA
95-109	235	208	↑	27
>109	NA	NA		NA

Source: Atlantic Stockyard Limited

### Hogs

	Price (26-November-21)	Price (19-November-21)		Change
Hog (\$ per 100 kg)	175.23	180.44	↓	-5.21
Weaner (\$ 30lb)	47.00	48.50	↓	-1.5
Weaner (\$ per lb over)	0.64	0.66	↓	-0.02

Source: PEI Hog Board



### Beef (\$ per lb)

	Price (22-November-21)	Price (15-November-21)		Change (\$ per lb)
AA & AAA	2.63	2.63	→	0

Source: Atlantic Beef Products Inc.

### Lamb Dressed Weight (\$ per kg)

	Price (24-November-21)	Price (18-November-21)		Change (\$ per kg)
New lamb	11.30	11.10	↑	0.2
Mutton	6.50	6.50	→	0

Source: Northumberland Lamb

# Weekly Agriculture Market Report



Volume 2 Issue 48  
December 2, 2021

## Grains (\$ per tonne)

	Price (26-November-21)	Price (26-November-21)	Change (\$ per tonne)
Barley	330	330	→
Oats#2	280	280	→
Barley Extruded	out of stock	out of stock	NA
Mixed Grain (FOB)	NA	NA	NA
Wheat	355	355	→
Corn	360	360	→
Soybean Meal 48%	700	700	→
Soybean Extruded	675	675	→
Soybean Roasted	690	690	→
Soybean Raw	NA	NA	NA

Source: PEI Grains Elevators Corporation

## Atlantic Soy Crop (\$ per tonne)

	Price (2-December-21)	Price (26-November-21)	Change (\$ per tonne)
PEI Average Board Price	519.69	524.66	↓

Source: Sevita International

Note: Premiums above base price \$40.00-\$91.00/MT depend upon variety and grade

## Potatoes (\$ per bag - Avg FOB price)

Bag	Price (1-December-21)	Price (24-November-21)	Change (\$ per bag)
50 lbs	10.57	NA	NA
10 lbs	2.23	2.53	↓

Source: PEI Potato Board

### Eggs - Producer Price (\$ per dozen)

Dozen	Price (28-November-21)	Price (28-November-21)		Change (\$ per doze)
X-Large	2.51	2.51	→	0
A-Large	2.51	2.51	→	0
A-Medium	2.34	2.34	→	0
A-Small	1.90	1.90	→	0

Source: Egg Farmers of PEI

### Feeders (cents per lb)

Steers (lbs)	Price (25-November-21)	Price (18-November-21)		Change (cent per lb)
<400	NA	144		NA
400-500	NA	NA		NA
500-600	NA	158		NA
600-700	170	139	↑	31
700-800	143	NA		NA
800-900	NA	NA		NA
900+	NA	131		NA

Source: Atlantic Stockyard Limited

### Heifers (cents per lb)

Heifers (lbs)	Price (25-November-21)	Price (18-November-21)		Change (cent per lb)
<400	163	NA		NA
400-500	NA	136		NA
500-600	NA	142		NA
600-700	144	NA		NA
700-800	NA	NA		NA
800-900	NA	NA		NA
900+	NA	NA		NA

Source: Atlantic Stockyard Limited

### Bob Calves (\$ per head)

Dairy	Price (25-November-21)	Price (18-November-21)		Change (\$ per head)
Good	114	67	↑	47
Average	22	6	↑	16

Dairy-Beef	Price (25-November-21)	Price (18-November-21)		Change (\$ per head)
Good	236	131	↑	105
Average	69	19	↑	50

Source: Atlantic Stockyard Limited

### Lambs (cents per lb)

Lambs (lbs)	Price (25-November-21)	Price (18-November-21)		Change (cent per lb)
<50	175	NA		NA
50-64	NA	NA		NA
65-79	318	NA		NA
80-94	320	NA		NA
95-109	307	235	↑	72
>109	315	NA		NA

Source: Atlantic Stockyard Limited

### Hogs

	Price (29-November-21)	Price (26-November-21)		Change
Hog (\$ per 100 kg)	170.08	175.23	↓	-5.15
Weaner (\$ 30lb)	46.00	47.00	↓	-1
Weaner (\$ per lb over)	0.62	0.64	↓	-0.02

Source: PEI Hog Board

### Beef (\$ per lb)

	Price (6-December-21)	Price (22-November-21)		Change (\$ per lb)
AA & AAA	2.63	2.63	→	0

Source: Atlantic Beef Products Inc.

### Lamb Dressed Weight (\$ per kg)

	Price (1-December-21)	Price (24-November-21)		Change (\$ per kg)
New lamb	11.50	11.30	↑	0.2
Mutton	6.50	6.50	→	0

Source: Northumberland Lamb

# Weekly Agriculture Market Report






**Volume 2 Issue 49**  
**December 9, 2021**

The Weekly Agriculture Market Report provides a summary of agricultural commodity prices. The report is usually published every Friday with updated prices (when available). The report allows monitoring of the weekly changes in agricultural commodity prices. The prices are obtained weekly from several sources.

## Notes:

- All figures in Canadian dollars.
- Dates of reporting vary. Weekly reports updated with most recent available prices.
- The Department of Agriculture and Land does not assume any responsibility for errors, omissions or otherwise. The information in this report is for general purposes only. You should not rely on this information for making any business, legal or any other decision.
- FOB means Free on Board

## Legend:

-  Price increase
-  No change
-  Price decrease
- NA Not available, or data cannot be used for comparison purposes

*Strategic Policy and Evaluation Division | File Number: 2900-22-A2*  
Department of Agriculture and Land

### Grains (\$ per tonne)

	Price (26-November-21)	Price (26-November-21)	Change (\$ per tonne)
Barley	330	330	→ 0
Oats#2	280	280	→ 0
Barley Extruded	out of stock	out of stock	NA
Mixed Grain (FOB)	NA	NA	NA
Wheat	355	355	→ 0
Corn	360	360	→ 0
Soybean Meal 48%	700	700	→ 0
Soybean Extruded	675	675	→ 0
Soybean Roasted	690	690	→ 0
Soybean Raw	NA	NA	NA

Source: PEI Grains Elevators Corporation

### Atlantic Soy Crop (\$ per tonne)

	Price (9-December-21)	Price (2-December-21)	Change (\$ per tonne)
PEI Average Board Price	523.67	519.69	↑ 3.98

Source: Sevita International

Note: Premiums above base price \$40.00-\$91.00/MT depend upon variety and grade

### Potatoes (\$ per bag - Avg FOB price)

Bag	Price (8-December-21)	Price (1-December-21)	Change (\$ per bag)
50 lbs	11.64	10.57	↑ 1.07
10 lbs	1.93	2.23	↓ -0.3

Source: PEI Potato Board

### Eggs - Producer Price (\$ per dozen)

Dozen	Price (28-November-21)	Price (28-November-21)	Change (\$ per doze)
X-Large	2.51	2.51	→ 0
A-Large	2.51	2.51	→ 0
A-Medium	2.34	2.34	→ 0
A-Small	1.90	1.90	→ 0

Source: Egg Farmers of PEI

### Feeders (cents per lb)

Steers (lbs)	Price (2- December -21)	Price (25-November-21)	Change (cent per lb)
<400	110	NA	NA
400-500	157	NA	NA
500-600	167	NA	NA
600-700	123	170	↓ -47
700-800	NA	143	NA
800-900	NA	NA	NA
900+	NA	NA	NA

Source: Atlantic Stockyard Limited

### Heifers (cents per lb)

Heifers (lbs)	Price (2- December -21)	Price (25-November-21)	Change (cent per lb)
<400	NA	163	NA
400-500	161	NA	NA
500-600	143	NA	NA
600-700	139	144	↓ -5
700-800	115	NA	NA
800-900	127	NA	NA
900+	NA	NA	NA

Source: Atlantic Stockyard Limited

### Bob Calves (\$ per head)

Dairy	Price (2- December -21)	Price (25-November-21)	Change (\$ per head)
Good	75	114	↓ -39
Average	8	22	↓ -14

Dairy-Beef	Price (2- December -21)	Price (25-November-21)	Change (\$ per head)
Good	125	236	↓ -111
Average	25	69	↓ -44

Source: Atlantic Stockyard Limited



### Lambs (cents per lb)

Lambs (lbs)	Price (2- December -21)	Price (25-November-21)		Change (cent per lb)
<50	230	175	↑	55
50-64	235	NA		NA
65-79	263	318	↓	-55
80-94	265	320	↓	-55
95-109	268	307	↓	-39
>109	270	315	↓	-45

Source: Atlantic Stockyard Limited

### Hogs

	Price (10-December-21)	Price (29-November-21)		Change
Hog (\$ per 100 kg)	166.74	170.08	↓	-3.34
Weaner (\$ 30lb)	45.00	46.00	↓	-1
Weaner (\$ per lb over)	0.61	0.62	↓	-0.01

Source: PEI Hog Board

### Beef (\$ per lb)

	Price (13-December-21)	Price (6-December-21)		Change (\$ per lb)
AA & AAA	2.63	2.63	→	0

Source: Atlantic Beef Products Inc.

### Lamb Dressed Weight (\$ per kg)

	Price (1-December-21)	Price (1-December-21)		Change (\$ per kg)
New lamb	11.50	11.50	→	0
Mutton	6.50	6.50	→	0

Source: Northumberland Lamb

# Weekly Agriculture Market Report






**Volume 2 Issue 50  
December 16, 2021**

The Weekly Agriculture Market Report provides a summary of agricultural commodity prices. The report is usually published every Friday with updated prices (when available). The report allows monitoring of the weekly changes in agricultural commodity prices. The prices are obtained weekly from several sources.

## Notes:

- All figures in Canadian dollars.
- Dates of reporting vary. Weekly reports updated with most recent available prices.
- The Department of Agriculture and Land does not assume any responsibility for errors, omissions or otherwise. The information in this report is for general purposes only. You should not rely on this information for making any business, legal or any other decision.
- FOB means Free on Board

## Legend:

-  Price increase
-  No change
-  Price decrease
- NA Not available, or data cannot be used for comparison purposes

*Strategic Policy and Evaluation Division | File Number: 2900-22-A2*  
Department of Agriculture and Land

### Grains (\$ per tonne)

	Price (16-December-21)	Price (26-November-21)		Change (\$ per tonne)
Barley	330	330	→	0
Oats#2	290	280	↑	10
Barley Extruded	out of stock	out of stock		NA
Mixed Grain (FOB)	NA	NA		NA
Wheat	355	355	→	0
Corn	360	360	→	0
Soybean Meal 48%	725	700	↑	25
Soybean Extruded	675	675	→	0
Soybean Roasted	690	690	→	0
Soybean Raw	NA	NA		NA

Source: PEI Grains Elevators Corporation

### Atlantic Soy Crop (\$ per tonne)

	Price (15-December-21)	Price (9-December-21)		Change (\$ per tonne)
PEI Average Board Price	523.81	523.67	↑	0.14

Source: Sevita International

Note: Premiums above base price \$40.00-\$91.00/MT depend upon variety and grade

### Potatoes (\$ per bag - Avg FOB price)

Bag	Price (15-December-21)	Price (8-December-21)		Change (\$ per bag)
50 lbs	11.71	11.64	↑	0.07
10 lbs	1.92	1.93	↓	-0.01

Source: PEI Potato Board

### Eggs - Producer Price (\$ per dozen)

Dozen	Price (28-November-21)	Price (28-November-21)		Change (\$ per doze)
X-Large	2.51	2.51	→	0
A-Large	2.51	2.51	→	0
A-Medium	2.34	2.34	→	0
A-Small	1.90	1.90	→	0

Source: Egg Farmers of PEI

### Feeders (cents per lb)

Steers (lbs)	Price (9- December -21)	Price (2- December -21)		Change (cent per lb)
<400	142	110	↑	32
400-500	NA	157		NA
500-600	NA	167		NA
600-700	NA	123		NA
700-800	NA	NA		NA
800-900	NA	NA		NA
900+	NA	NA		NA

Source: Atlantic Stockyard Limited

### Heifers (cents per lb)

Heifers (lbs)	Price (9- December -21)	Price (2- December -21)		Change (cent per lb)
<400	108	NA		NA
400-500	142	161	↓	-19
500-600	NA	143		NA
600-700	NA	139		NA
700-800	NA	115		NA
800-900	NA	127		NA
900+	NA	NA		NA

Source: Atlantic Stockyard Limited

### Bob Calves (\$ per head)

Dairy	Price (9- December -21)	Price (2- December -21)		Change (\$ per head)
Good	81	75	↑	6
Average	23	8	↑	15

Dairy-Beef	Price (9- December -21)	Price (2- December -21)		Change (\$ per head)
Good	119	125	↓	-6
Average	11	25	↓	-14

Source: Atlantic Stockyard Limited

### Lambs (cents per lb)

Lambs (lbs)	Price (9- December -21)	Price (2- December -21)		Change (cent per lb)
<50	NA	230		NA
50-64	NA	235		NA
65-79	285	263	↑	22
80-94	NA	265		NA
95-109	213	268	↓	-55
>109	NA	270		NA

Source: Atlantic Stockyard Limited

### Hogs

	Price (17-December-21)	Price (10-December-21)		Change
Hog (\$ per 100 kg)	167.46	166.74	↑	0.72
Weaner (\$ 30lb)	44.00	45.00	↓	-1
Weaner (\$ per lb over)	0.60	0.61	↓	-0.01

Source: PEI Hog Board

### Beef (\$ per lb)

	Price (20-December-21)	Price (13-December-21)		Change (\$ per lb)
AA & AAA	2.71	2.63	↑	0.08

Source: Atlantic Beef Products Inc.

### Lamb Dressed Weight (\$ per kg)

	Price (15-December-21)	Price (1-December-21)		Change (\$ per kg)
New lamb	11.90	11.50	↑	0.4
Mutton	6.50	6.50	→	0

Source: Northumberland Lamb

# Weekly Agriculture Market Report






**Volume 2 Issue 51  
December 23, 2021**

The Weekly Agriculture Market Report provides a summary of agricultural commodity prices. The report is usually published every Friday with updated prices (when available). The report allows monitoring of the weekly changes in agricultural commodity prices. The prices are obtained weekly from several sources.

## Notes:

- All figures in Canadian dollars.
- Dates of reporting vary. Weekly reports updated with most recent available prices.
- The Department of Agriculture and Land does not assume any responsibility for errors, omissions or otherwise. The information in this report is for general purposes only. You should not rely on this information for making any business, legal or any other decision.
- FOB means Free on Board

## Legend:

-  Price increase
-  No change
-  Price decrease
- NA Not available, or data cannot be used for comparison purposes

*Strategic Policy and Evaluation Division | File Number: 2900-22-A2*  
Department of Agriculture and Land

### Grains (\$ per tonne)

	Price (21-December-21)	Price (16-December-21)		Change (\$ per tonne)
Barley	330	330	→	0
Oats#2	290	290	→	0
Barley Extruded	out of stock	out of stock		NA
Mixed Grain (FOB)	NA	NA		NA
Wheat	355	355	→	0
Corn	360	360	→	0
Soybean Meal 48%	760	725	↑	35
Soybean Extruded	690	675	↑	15
Soybean Roasted	690	690	→	0
Soybean Raw	NA	NA		NA

Source: PEI Grains Elevators Corporation

### Atlantic Soy Crop (\$ per tonne)

	Price (22-December-21)	Price (15-December-21)		Change (\$ per tonne)
PEI Average Board Price	565.92	523.81	↑	42.11

Source: Sevita International

Note: Premiums above base price \$40.00-\$91.00/MT depend upon variety and grade

### Potatoes (\$ per bag - Avg FOB price)

Bag	Price (22-December-21)	Price (15-December-21)		Change (\$ per bag)
50 lbs	10.92	11.71	↓	-0.79
10 lbs	1.98	1.92	↑	0.06

Source: PEI Potato Board

### Eggs - Producer Price (\$ per dozen)

Dozen	Price (26-December-21)	Price (28-November-21)		Change (\$ per doze)
X-Large	2.51	2.51	→	0
A-Large	2.51	2.51	→	0
A-Medium	2.34	2.34	→	0
A-Small	1.90	1.90	→	0

Source: Egg Farmers of PEI

**Feeders (cents per lb)**

Steers (lbs)	Price (16- December -21)	Price (9- December -21)	Change (cent per lb)
<400	NA	142	NA
400-500	NA	NA	NA
500-600	NA	NA	NA
600-700	NA	NA	NA
700-800	NA	NA	NA
800-900	NA	NA	NA
900+	NA	NA	NA

Source: Atlantic Stockyard Limited

**Heifers (cents per lb)**

Heifers (lbs)	Price (16- December -21)	Price (9- December -21)	Change (cent per lb)
<400	NA	108	NA
400-500	138	142	↓
500-600	NA	NA	NA
600-700	NA	NA	NA
700-800	NA	NA	NA
800-900	NA	NA	NA
900+	NA	NA	NA

Source: Atlantic Stockyard Limited

**Bob Calves (\$ per head)**

Dairy	Price (16- December -21)	Price (9- December -21)	Change (\$ per head)
Good	92	81	↑
Average	23	23	→

Dairy-Beef	Price (16- December -21)	Price (9- December -21)	Change (\$ per head)
Good	124	119	↑
Average	15	11	↑

Source: Atlantic Stockyard Limited



### Lambs (cents per lb)

Lambs (lbs)	Price (16- December -21)	Price (9- December -21)		Change (cent per lb)
<50	251	NA		NA
50-64	282	NA		NA
65-79	318	285	↑	33
80-94	271	NA		NA
95-109	270	213	↑	57
>109	254	NA		NA

Source: Atlantic Stockyard Limited

### Hogs

	Price (24-December-21)	Price (17-December-21)		Change
Hog (\$ per 100 kg)	171.81	167.46	↑	4.35
Weaner (\$ 30lb)	43.75	44.00	↓	-0.25
Weaner (\$ per lb over)	0.59	0.60	↓	-0.01

Source: PEI Hog Board

### Beef (\$ per lb)

	Price (20-December-21)	Price (20-December-21)		Change (\$ per lb)
AA & AAA	2.71	2.71	→	0

Source: Atlantic Beef Products Inc.

### Lamb Dressed Weight (\$ per kg)

	Price (23-December-21)	Price (15-December-21)		Change (\$ per kg)
New lamb	12.10	11.90	↑	0.2
Mutton	6.50	6.50	→	0

Source: Northumberland Lamb

# Weekly Agriculture Market Report






**Volume 2 Issue 52  
December 30, 2021**

The Weekly Agriculture Market Report provides a summary of agricultural commodity prices. The report is usually published every Friday with updated prices (when available). The report allows monitoring of the weekly changes in agricultural commodity prices. The prices are obtained weekly from several sources.

## Notes:

- All figures in Canadian dollars.
- Dates of reporting vary. Weekly reports updated with most recent available prices.
- The Department of Agriculture and Land does not assume any responsibility for errors, omissions or otherwise. The information in this report is for general purposes only. You should not rely on this information for making any business, legal or any other decision.
- FOB means Free on Board

## Legend:

	Price increase
	No change
	Price decrease
NA	Not available, or data cannot be used for comparison purposes

### Grains (\$ per tonne)

	Price (21-December-21)	Price (21-December-21)		Change (\$ per tonne)
Barley	330	330	→	0
Oats#2	290	290	→	0
Barley Extruded	out of stock	out of stock		NA
Mixed Grain (FOB)	NA	NA		NA
Wheat	355	355	→	0
Corn	360	360	→	0
Soybean Meal 48%	760	760	→	0
Soybean Extruded	690	690	→	0
Soybean Roasted	690	690	→	0
Soybean Raw	NA	NA		NA

Source: PEI Grains Elevators Corporation

### Atlantic Soy Crop (\$ per tonne)

	Price (30-December-21)	Price (22-December-21)		Change (\$ per tonne)
PEI Average Board Price	570.4	565.92	↑	4.48

Source: Sevita International

Note: Premiums above base price \$40.00-\$91.00/MT depend upon variety and grade

### Potatoes (\$ per bag - Avg FOB price)

Bag	Price (22-December-21)	Price (22-December-21)		Change (\$ per bag)
50 lbs	10.92	10.92	→	0
10 lbs	1.98	1.98	→	0

Source: PEI Potato Board

### Eggs - Producer Price (\$ per dozen)

Dozen	Price (26-December-21)	Price (26-December-21)		Change (\$ per doze)
X-Large	2.51	2.51	→	0
A-Large	2.51	2.51	→	0
A-Medium	2.34	2.34	→	0
A-Small	1.90	1.90	→	0

Source: Egg Farmers of PEI

### Feeders (cents per lb)

Steers (lbs)	Price (16- December -21)	Price (16- December -21)	Change (cent per lb)
<400	NA	NA	NA
400-500	NA	NA	NA
500-600	NA	NA	NA
600-700	NA	NA	NA
700-800	NA	NA	NA
800-900	NA	NA	NA
900+	NA	NA	NA

Source: Atlantic Stockyard Limited

### Heifers (cents per lb)

Heifers (lbs)	Price (16- December -21)	Price (16- December -21)	Change (cent per lb)
<400	NA	NA	NA
400-500	138	138	→
500-600	NA	NA	NA
600-700	NA	NA	NA
700-800	NA	NA	NA
800-900	NA	NA	NA
900+	NA	NA	NA

Source: Atlantic Stockyard Limited

### Bob Calves (\$ per head)

Dairy	Price (16- December -21)	Price (16- December -21)	Change (\$ per head)
Good	92	92	→
Average	23	23	→

Dairy-Beef	Price (16- December -21)	Price (16- December -21)	Change (\$ per head)
Good	124	124	→
Average	15	15	→

Source: Atlantic Stockyard Limited

### Lambs (cents per lb)

Lambs (lbs)	Price (16- December -21)	Price (16- December -21)		Change (cent per lb)
<50	251	251	→	0
50-64	282	282	→	0
65-79	318	318	→	0
80-94	271	271	→	0
95-109	270	270	→	0
>109	254	254	→	0

Source: Atlantic Stockyard Limited

### Hogs

	Price (27-December-21)	Price (24-December-21)		Change
Hog (\$ per 100 kg)	171.86	171.81	↑	0.05
Weaner (\$ 30lb)	44.00	43.75	↑	0.25
Weaner (\$ per lb over)	0.59	0.59	→	0

Source: PEI Hog Board

### Beef (\$ per lb)

	Price (27-December-21)	Price (20-December-21)		Change (\$ per lb)
AA & AAA	2.73	2.71	↑	0.02

Source: Atlantic Beef Products Inc.

### Lamb Dressed Weight (\$ per kg)

	Price (23-December-21)	Price (23-December-21)		Change (\$ per kg)
New lamb	12.30	12.10	↑	0.2
Mutton	6.50	6.50	→	0

Source: Northumberland Lamb