


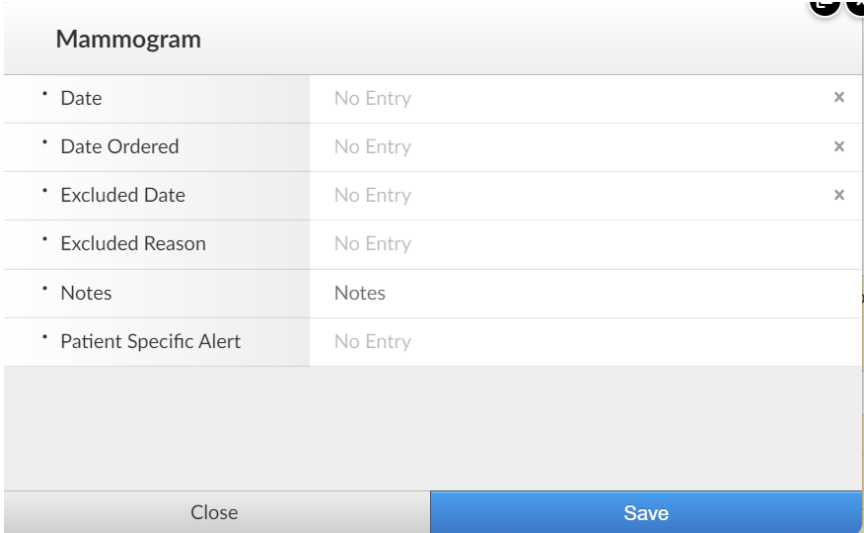
Preventive Care

The EMR can help you track preventive care screening for your patients. The Preventive care section is available under the Summary area of patient chart. It comprises of several screening tests and vaccines from which you can track compliance of a patient.

How to Update the Preventive Care Section

To update a preventive care test or vaccine, click the item and following table will appear:

 **Note:** Some of the preventive care items will be updated each month (see the table below for more information). For all other preventive care, you have to manually add the date of test or vaccine done.



Mammogram	
Date	No Entry
Date Ordered	No Entry
Excluded Date	No Entry
Excluded Reason	No Entry
Notes	Notes
Patient Specific Alert	No Entry

Date - If the patient received this test or vaccine, record the received date.

***IMPORTANT:**  This date will drive preventive care alerts and analytics.

Date Ordered - If you ordered the test for the patient, but the patient hasn't yet gone for it, record the ordered date here.

Date Notified - (vaccinations) If you've notified the patient that they're due for this vaccination, but they haven't yet received the vaccine, record the notification date.

Refused Date - (vaccinations) If the patient refused the vaccination, record the date of refusal.

Reason - (vaccinations) If a patient refused the vaccination, record the reason for refusal.

Excluded Date - If you're excluding the patient from this test or vaccine, select the date.

Excluded Reason - If you're excluding the patient from this test or vaccine, select the reason.

Patient specific Alert – If a patient requires testing outside the provincial guidelines for screening, enter the interval here.

Notes – Any other comments or notes regarding the test/ vaccine can be added here.

 **Note:** The data fields available differ for each preventive care measure.

Preventive Care Alerts in the Patients Chart:

Preventive care screening tests and vaccines Alerts are aligned with provincial screening guidelines or provincial recommendations.

There are 3 types of Alerts:

1. Provincial – 📌 Very important these values are not changed (as it will impact everyone across the Province).
2. Provider
3. Patient

Provincial Alerts:


If the patient is due (i.e., non-compliant) for a preventive care test or vaccine, the item is flagged with a yellow background. When you update the corresponding item with the test/vaccine date, in the Preventive Care area, the patient is no longer flagged as requiring the test or vaccine.

Preventive Care	
• FIT Test	No Entry
• Colonoscopy	No Entry
• Mammogram	Date: 29th Aug 2016
▲ Pap Smear	No Entry
	▲ Last Updated This property should be present. ACCOUNT
• HPV Serology	No Entry
▲ Influenza	No Entry
	▲ Last Updated This property should be present. ACCOUNT
• Pneumovax	No Entry
• COVID-19	No Entry

The following table outlines the tests and vaccinations tracked, and how patients are flagged as noncompliant.

Test / immunization	Patients are flagged as overdue if they...	Updating of Preventive Care "Date" Field
FIT Test	<ul style="list-style-type: none"> • Are 50-74 years old AND • Haven't had a FIT test in the past 48 months AND • Are not flagged as being excluded from this test. 	<p>Files name that contain OB FIT, OB-FIT, OB – FIT or occult will be used to update preventive care.</p> <p>Note: In future, results for FIT sent over from CIS integration and will be updated monthly</p>
Colonoscopy	<ul style="list-style-type: none"> • No flags are set by default; however you can add custom rules to flag patients by creating a patient specific alert. 	<p>Patient Specific Alerts need to be added manually.</p>
Mammogram	<ul style="list-style-type: none"> • Are female (sex field in demographic- female)** AND • Between 40-49 years old AND Haven't had a mammogram in the past 24 months OR • Between 50-74 years old AND Haven't had a mammogram in the past 48 months And 	<p>Diagnostic imaging mammography reports will be updated monthly</p>

	<ul style="list-style-type: none"> • Are not flagged as being excluded from this test 	
Pap Smear	<ul style="list-style-type: none"> • Are female (sex field in demographic- female)** AND • Between 25-65 years old AND • Haven't had a pap smear in the past 36 months AND • Are not flagged as being excluded from this test 	Lab cytology reports sent from CIS will be updated monthly.
Influenza	<ul style="list-style-type: none"> • Have not received an influenza vaccination in the past 11 months 	Date entered for Influenza injections will update prevent care monthly
Pneumovax	<ul style="list-style-type: none"> • 65 years or older AND • Have never received a Pneumovax 	Date entered for Pneumovax injection will update preventive care monthly.
COVID-19	<ul style="list-style-type: none"> • No flags are set by default, however you can add custom rules to flag patients. 	Entered manually by Provider
HPV	<ul style="list-style-type: none"> • Are female (sex field in demographic- female)** AND • Between 25-65 years old AND • Haven't had HPV test in the past 5 years AND • Are not flagged as being excluded from this test 	TBD

 **Note:** **Preventive care analytics is driven by the **sex** of the patient. While updating patient demographics, please ensure the sex at birth is filled in the sex field, i.e only 'male' or 'female'. Patient with 'other' in their sex field will not be shown in the analytics and hence will be missed. Other sex can be filled in the **gender** field.

SEX * GENDER IDENTITY f

Female Transgender male



Patient Specific Alerts:

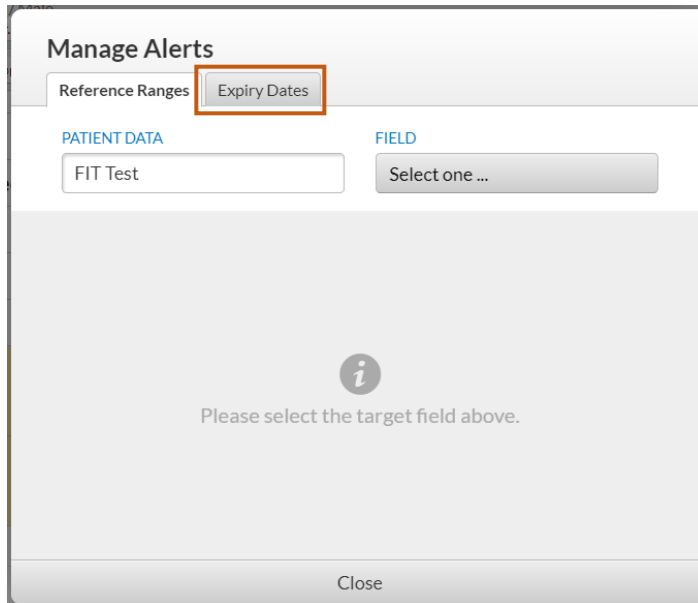
When you need to follow up patient closely on a certain test/vaccine different from the Provincial Screening routine, Patient specific alert can be added which will override the provincial setting and create a patient specific alert.

To add Patient specific alert:

- Add number of month(s) in Patient specific Alert section in preventive care area corresponding to the time this patient needs to be followed up.

• Patient Specific Alert No Entry

- In order to flag, Click on bell icon,   Following table will appear



Manage Alerts

Reference Ranges **Expiry Dates**

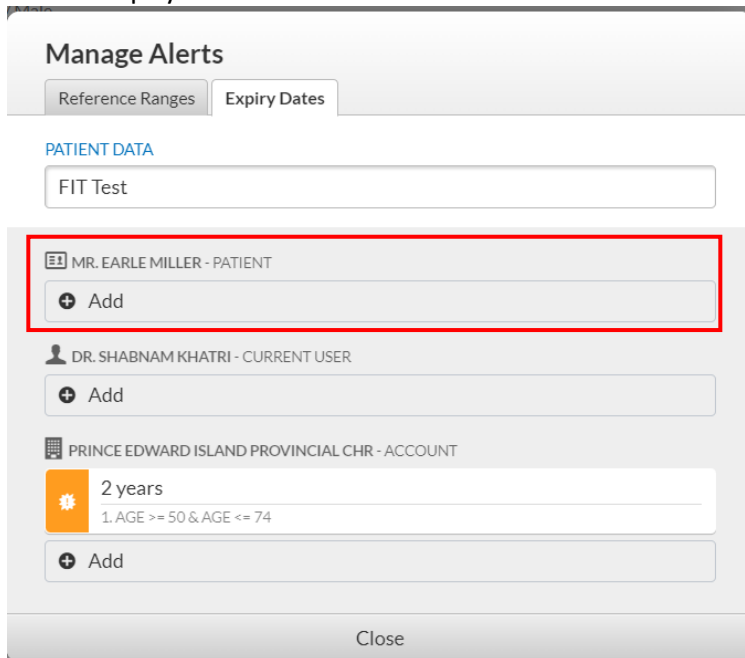
PATIENT DATA: FIT Test

FIELD: Select one ...

Please select the target field above.

Close

- Select “Expiry Dates” then add Patient alert



Manage Alerts

Reference Ranges **Expiry Dates**

PATIENT DATA: FIT Test


MR. EARLE MILLER - PATIENT
+ Add

DR. SHABNAM KHATRI - CURRENT USER
+ Add

PRINCE EDWARD ISLAND PROVINCIAL CHR - ACCOUNT
2 years
1. AGE >= 50 & AGE <= 74
+ Add

Close

- Select 'critical' in the alert and add the time accordingly, then save.

Edit Alert 

ALERT

Critical

AMOUNT **UNIT**

6 Month





CONDITIONS

+ Add Condition

MESSAGE

Save

- This will flag the item with red background to differentiate from Provincial alert.

 FIT Test	Date: 20th Mar 2020
	 Last Updated This property is expired at 11:05 am 20th Mar 2022 PATIENT
 Colonoscopy	No Entry
	 Last Updated This property should be present. ACCOUNT
• Mammogram	No Entry
• Pap Smear	No Entry

Patient specific alert can also be added to alert those patients who are excluded from getting a test/vaccine for a selected reason.

To add Patient specific alert for Excluded patients

- Select date of exclusion and add the exclusion reason

FIT Test

• Date	No Entry
• Date Ordered	No Entry
• Excluded Date	No Entry
• Excluded Reason	No Entry
• Patient Specific	
• Notes	

Search

- None
- Known Colon Cancer (permanent exclusion)
- Inflammatory bowel disease (permanent exclusion)
- Patient suffers from a disease requiring regular colonoscopies (1 year exemption)**
- Refused FIT (1 year exemption)
- Unexplained iron deficiency anemia (3 month exclusion)

- Then add number of months in the patient specific alert


• Excluded Reason	Patient suffers from a disease requiring regular colonoscopies (1 year exemption)	Updated
• Patient Specific Alert	12 months	Updated

Note: No need to add the alert if patient is excluded permanently. For any other exclusion reasons which are not mentioned in the drop down list, please add a note and a patient specific alert.

Provider Level Alerts:

If a provider chooses to track preventive care testing at intervals other than the provincial settings, then a provider level setting can be set for a specific test/vaccine. This will then apply to all the patients on his/her practice and override the provincial reminders

To Set Provider level alert:

- Click on bell icon,  and select 'expiry date'
- Choose second option- 'Current User' to add Provider alert

- Select 'info' in the alert and add the time accordingly, then save.

- This will flag the item with blue background to differentiate from Provincial alert.

Colonoscopy	No Entry
	Last Updated This property should be present. CURRENT USER
• Mammogram	No Entry
• Pap Smear	No Entry
• HPV Serology	No Entry
Influenza	No Entry
	Last Updated This property should be present. ACCOUNT

Note:

- The Patient specific alert/Provider alert do not fully eliminate the Provincial Alert setting unless the Provincial (account) value is greater than the patient specific/provide value - then the Provincial (account) value rule is ignored.